


Our Commitment...

Your Success



**TECHNOLOGIES, INC.**



**ACCESS CONTROL   GARAGE DOOR OPENERS   GATE OPERATORS**  
**TRANSMITTERS & RECEIVERS   TRAFFIC BARRIERS**  
**VARIETY OF BRAND NAMES**







**This book consists of two sections**

**Section 1:**


**Garage Door Openers, Gate Operators, Gate Hardware,  
Gate Accessories**

**Section 2:**

**Access Control, Biometric Products, Door Lock Sets**

**[www.alfatechno.com](http://www.alfatechno.com)**

**CALL US  
1(800) 914-2151**



**TECHNOLOGIES, INC.**

## **SECTION 1**

### **Contents**

<b>Products</b>	<b>Page Number</b>
<b>Swing Gate Operators</b>	<b>1-7</b>
<b>Slide Gate Operators</b>	<b>8-13</b>
<b>Overhead Gate Operators</b>	<b>14</b>
<b>Barrier Operators &amp; Parking Control</b>	<b>15-16</b>
<b>Telephone Entry Systems</b>	<b>17-23</b>
<b>Wireless Gate Access &amp; Intercom</b>	<b>24-25</b>
<b>Transmitters &amp; Receivers</b>	<b>26-28</b>
<b>Loop Detectors, Loops, Loop Wire &amp; Probes</b>	<b>29-30</b>
<b>Safety Edges / Accessories , Electronic Timers &amp; Photoeyes</b>	<b>31</b>
<b>Accessories &amp; Hardware</b>	<b>32-34</b>

1433 E. Borchard Ave., Santa Ana, CA 92705, Tel: (800) 914-2151

Fax: (714) 550-9672, [www.alfatechno.com](http://www.alfatechno.com)






All prices subject to change without notice



**Swing Gate Operators**

 <b>SW-300</b>	115 VAC 1/2 HP Motor 18', 800 lbs Gate Capacity  DC Battery back-up kit			
 <b>SW-350</b>	115 VAC 1/2 HP Motor 3/4 HP Motor 1 HP Motor 22', 1500 lbs Gate Capacity DC Battery back-up kit			



 <b>Actuator 6002</b>	24VDC - Single M/S board 14', 500 lbs Gate Capacity Battery Back-up: Bateriaes included Operator only Control box - standard Control box - deluxe			
 <b>6050</b>	115 VAC 1/2 HP Motor, Limited duty, 10', 400 lbs Gate Capacity Operator with Control Board Operator only Post Mounting kit Pad Mounting kit			
 <b>6100</b>	115 VAC 1/2 HP Motor, Continuous duty, 10', 400 lbs Gate Capacity Operator with Control Board Operator only Operator, Control Board w / DC convenience open option Operator only w / DC convenience open option Post Mounting kit Pad Mounting kit			
 <b>6300</b> 1/2-HP Operator	115, 230 & 460 VAC 1/2 HP Motor, Continuous duty, 18', 700 lbs Gate Capacity 115 VAC Operator with Control Board 230 VAC Operator with Control Board 460 VAC Operator with Control Board Operator only 115 VAC Operator, Control Board w / DC convenience open 230 VAC Operator, Control Board w / DC convenience open 460 VAC Operator, Control Board w / DC convenience open Operator only w / DC convenience open option Post Mounting kit Pad Mounting kit			
 <b>6300</b> 1-HP Operator	115, 230 & 460 VAC 1 HP Motor, Continuous duty, 22', 800 lbs Gate Capacity 115 VAC Operator with Control Board 230 VAC Operator with Control Board 460 VAC Operator with Control Board Operator only 115 VAC Operator, Control Board w / DC convenience open 230 VAC Operator, Control Board w / DC convenience open 460 VAC Operator, Control Board w / DC convenience open Operator only w / DC convenience open option Post Mounting kit Pad Mounting kit			





**Swing Gate Operators**






 <p>6400</p>	<p>115 VAC - Single M/S board 10', 400 lbs Gate Capacity Underground Operator only Control box - standard Control box - deluxe</p>			
---	--	--	--	--



**Swing Gate Operators**







 <b>DST 4520</b>	110/117 VAC 1/2 HP Motor 14', 900 lbs Gate Capacity			
 <b>DS 4020</b>	110/117 VAC DS 4020 - 1/2 HP Motor, 18 ft., 2200 lbs Gate Capacity DS 4020 H - 1/2 HP Motor, 25 ft., 3000 lbs Gate Capacity DS 4020 HX - 1 HP Motor, 25 ft., 3600 lbs Gate Capacity			











 <b>Eagle-II</b>	115 VAC 1/2 HP Motor, Continuous duty 14', 300 lbs Gate Capacity			
 <b>Eagle-100</b>	115 VAC 1/2 HP Motor, Continuous duty 18', 600 lbs Gate Capacity			
 <b>Eagle-200 1/2 hp</b>	115 VAC 1/2 HP Motor, Continuous duty 20', 750 lbs Gate Capacity			
 <b>Eagle-200 1 hp</b>	115 VAC 1 HP Motor, Continuous duty 20', 1000 lbs Gate Capacity			
 <b>Eagle-200 DM</b>	115 VAC Dual 1/2 HP Motor, Continuous duty 20', 750 lbs Gate Capacity			

**ELITE**

**Swing Gate Operators**

 <b>Miracle-1</b>	24VDC 15', 600 lbs Gate Capacity Single kit, control board w / battery back-up Double kit, control board w / battery back-up Actuator only Control panel, Single Control panel, Master/Slave			
 <b>Robo Swing</b>	12VDC 16', 400 lbs Gate Capacity  Transformer			
 <b>CSW-200 1/2 hp</b>	115VAC 1/2 HP Motor 18', 600 lbs Gate Capacity			
 <b>CSW-200ST</b>	115VAC 1/2 HP Motor 18', 600 lbs Gate Capacity			
 <b>CSW-200 1hp</b>	115VAC Dual 1/2 HP Motor 20', 1000 lbs Gate Capacity			
 <b>CSW-200 DM</b>	115VAC Dual 1/2 HP Motor 18', 800 lbs Gate Capacity			

**Swing Gate Operators**


 <b>415 AC</b>	<p>115 VAC - Single M/S board          15', 700 lbs Gate Capacity          Operator w / 455D control panel, 10x12 in. enclosure          Operator w / 455D control panel, 14x16 in. pre-wired enclosure          Operator only</p>			
 <b>415-24 VDC</b>	<p>24 VDC - Single M/S board          15', 700 lbs Gate Capacity          Battery Back-up: Batteries included          Operator w / control panel, 14x16 in. enclosure, transformer          Operator only</p>			
 <b>400 Hydraulic</b>	<p>115 &amp; 230 VAC - Single M/S board          23', 2000 lbs Gate Capacity (version SBS)          Operator (CBAC standard), 455D control panel, 14x16 in. pre-wired enclosure          Operator (CBAC standard) only          Positive Stop</p>			
 <b>402 Hydraulic</b>	<p>115 &amp; 230 VAC - Single M/S board          10', 900 lbs Gate Capacity          Operator w / control panel, 14x16 in. pre-wired enclosure          Operator only          Positive Stop</p>			
 <b>422 Hydraulic</b>	<p>115 &amp; 230 VAC - Single M/S board          10', 900 lbs Gate Capacity - hydraulic locking in open &amp; close          Operator w / control panel, 14x16 in. pre-wired enclosure          Operator only          Positive Stop</p>			
 <b>750 Hydraulic</b>	<p>115 &amp; 230 VAC - Single M/S board          13', 1300 lbs Gate Capacity          110 &amp; 180 Degrees opening          In-Ground Operator</p>			
 <b>760 Hydraulic</b>	<p>115 &amp; 230 VAC - Single M/S board          13', 1300 lbs Gate Capacity          148 Degrees opening          In-Ground Operator</p>			
 <b>770-24 VDC</b>	<p>24 VDC          10', 800 lbs Gate Capacity          120 Degrees opening (140 degrees with optional kit)          In-Ground Operator</p>			
 <b>390</b>	<p>24 VDC          10', 400 lbs Gate Capacity          Operator w / control panel, 14x16 in. enclosure, transformer          Operator only</p>			



**Swing Gate Operators**

 <b>RAM 30</b>	120 VAC 1/2 HP Motor 18', 700 lbs Gate Capacity			
 <b>RAM 300</b>	120 VAC 1/2 HP Motor 18', 1000 lbs Gate Capacity			
<b>RAM 302</b>	120 VAC 1/2 HP Motor 18', 600 lbs Gate Capacity			
 <b>RAM 3000</b>	120 VAC 1/2 HP Motor 22', 800 lbs Gate Capacity			
 <b>RAM 3100</b>	120 VAC 3/4 HP Motor 22', 1200 lbs Gate Capacity			
 <b>RAM 3200</b>	220 VAC 1 HP Motor 22', 1200 lbs Gate Capacity			
 <b>RAM 3030</b>	220 VAC 1 HP Motor 22', 3000 lbs Gate Capacity			
 <b>RAM 3030</b>	120 VAC 3/4 HP Motor 22', 3000 lbs Gate Capacity			

**Swing Gate Operators**

 <b>LA400</b>	24 VDC 16', 550 lbs Gate Capacity Battery-Run System Actuator & Control box for single swing application Master/Slave & Control box for dual swing application			
---	--	--	--	--

Other models of LiftMaster Swing Gate Operators available



**Slide Gate Operators**

	115 VAC 1/2 HP Motor 35', 1000 lbs Gate Capacity  DC Battery back-up kit			
	115 VAC 1/2 HP Motor 3/4 HP Motor 1 HP Motor 60', 2500 lbs Gate Capacity DC Battery back-up kit			



	115 VAC 1/2 HP Motor, Limited duty 16', 300 lbs Gate Capacity			
	115 VAC 1/2 HP Motor, Continuous duty 22', 500 lbs Gate Capacity			
	115 VAC 1/2 HP Motor, Continuous duty 30', 1000 lbs Gate Capacity			
	115, 230 & 460 VAC 1/2 HP Motor, Continuous duty 30', 1000 lbs Gate Capacity (800 lbs w / convenience open option) 115 VAC Operator 230 VAC Operator 460 VAC Operator 115 VAC Operator w / DC convenience open 230 VAC Operator w / DC convenience open 460 VAC Operator w / DC convenience open			
	115, 230 & 460 VAC 1 HP Motor, Continuous duty 45', 1500 lbs Gate Capacity (1300 lbs w / convenience open option) 115 VAC Operator 230 VAC Operator 460 VAC Operator 115 VAC Operator w / DC convenience open 230 VAC Operator w / DC convenience open 460 VAC Operator w / DC convenience open			





**Slide Gate Operators**



	<p>115 VAC 1Ph, 208 / 230 VAC 1Ph, 208 / 230 VAC 3Ph, 460 VAC 3Ph          1 HP Motor, Continuous duty          100', 3000 lbs Gate Capacity          115 VAC Operator w / #50 chain          208 VAC 1Ph Operator w / #50 chain          230 VAC 1Ph Operator w / #50 chain          208 VAC 3Ph Operator w / #50 chain          230 VAC 3Ph Operator w / #50 chain          460 VAC 3Ph Operator w / #50 chain          115 VAC Operator w / #60 chain          208 VAC 1Ph Operator w / #60 chain          230 VAC 1Ph Operator w / #60 chain          208 VAC 3Ph Operator w / #60 chain          230 VAC 3Ph Operator w / #60 chain          460 VAC 3Ph Operator w / #60 chain          Heavy-duty pedestal mount</p>			
	<p>208 / 230 VAC 1Ph, 208 / 230 VAC 3Ph          1 HP Motor, Continuous duty          100', 2000 lbs Gate Capacity          Variable speed: 1/2 - 2 ft. / sec.          208 VAC 1Ph Operator w / #50 chain          230 VAC 1Ph Operator w / #50 chain          208 VAC 3Ph Operator w / #50 chain          230 VAC 3Ph Operator w / #50 chain          208 VAC 1Ph Operator w / #60 chain          230 VAC 1Ph Operator w / #60 chain          208 VAC 3Ph Operator w / #60 chain          230 VAC 3Ph Operator w / #60 chain          Heavy-duty pedestal mount</p>			
	<p>208 / 230 VAC 3Ph          3 HP Motor, Continuous duty          100', 5000 lbs Gate Capacity          Variable speed: 1/2 - 2 ft. / sec.          208 VAC 3Ph Operator          230 VAC 3Ph Operator          Heavy-duty pedestal mount</p>			
	<p>115, 208, 230, &amp; 460 VAC          1/2 HP Motor, Continuous duty          30', 1000 lbs Gate Capacity (800 lbs w / convenience open option)          115 VAC Operator          208 VAC Operator          230 VAC Operator          460 VAC Operator          115 VAC Operator w / DC convenience open          208 VAC Operator w / DC convenience open          230 VAC Operator w / DC convenience open          460 VAC Operator w / DC convenience open</p>			



**Slide Gate Operators**

 <b>9310 1-HP</b>	115 VAC, 230 VAC 1Ph, 208 / 230 / 460 VAC 3Ph 1 HP Motor, Continuous duty 45', 1500 lbs Gate Capacity (1300 lbs w / convenience open option) 115 VAC Operator 230 VAC 1Ph Operator 208 VAC 3Ph Operator 230 VAC 3Ph Operator 460 VAC 3Ph Operator 115 VAC Operator w / DC convenience open 230 VAC 1Ph Operator w / DC convenience open 208 VAC 3Ph Operator w / DC convenience open 230 VAC 3Ph Operator w / DC convenience open 460 VAC 3Ph Operator w / DC convenience open			
 <b>9530 3-HP High Speed</b>	230 VAC 3 HP Motor, Continuous duty 100', 5000 lbs Gate Capacity Heavy-duty pedestal mount			
<b>9550 5-HP</b>	230 VAC 5 HP Motor, Continuous duty 160', 10,000 lbs Gate Capacity			



 <b>DRT 3520</b>	110/117 VAC 1/2 HP Motor 25', 900 lbs Gate Capacity			
 <b>DRT 3020</b>	110/117 VAC DRT 3020 - 1/2 HP Motor, 45 ft., 2200 lbs Gate Capacity DRT 3020 HX - 1 HP Motor, 45 ft., 3600 lbs Gate Capacity			









**Slide Gate Operators**

 <b>Eagle-I</b>	115 VAC 1/2 HP Motor, Continuous duty 16', 300 lbs Gate Capacity			
 <b>Eagle-1000</b>	115 VAC 1/2 HP Motor, Continuous duty 22', 500 lbs Gate Capacity Fail-safe / Fail-secure			
 <b>Eagle-2000 1/2 hp</b>	115 VAC 1/2 HP Motor, Continuous duty 45', 1000 lbs Gate Capacity Fail-safe / Fail-secure			
 <b>Eagle-2000 1 hp</b>	115 VAC 1 HP Motor, Continuous duty 45', 2000 lbs Gate Capacity			
 <b>Eagle-2000 DM</b>	115 VAC Dual 1/2 HP Motor, Continuous duty 45', 1000 lbs Gate Capacity			
 <b>Eagle-2000 APT</b>	115 VAC 1 HP Motor, Continuous duty 50', 2000 lbs Gate Capacity			
 <b>Eagle-2000 APT 1.5 hp</b>	115 VAC Dual 3/4 HP Motor, Continuous duty 50', 2500 lbs Gate Capacity			
 <b>Eagle-2000 APT DM</b>	115 VAC Dual 1 HP Motor, Continuous duty 50', 2000 lbs Gate Capacity			

## ELITE








### Slide Gate Operators

	<p>12VDC 20', 800 lbs Gate Capacity</p>			
<p><b>Robo Slide</b></p>	<p>Transformer</p>			
	<p>115VAC 1/2 HP Motor 37', 1000 lbs Gate Capacity</p>			
<p><b>SL-3000 1/2 hp</b></p>				
	<p>115VAC Dual 1/2 HP Motor 20', 2000 lbs Gate Capacity</p>			
<p><b>SL-3000 1 hp</b></p>				
	<p>115VAC Dual 1/2 HP Motor 20', 800 lbs Gate Capacity</p>			
<p><b>SL-3000 DM</b></p>				

	<p>115 VAC 1 HP Motor 35', 1800 lbs Gate Capacity</p>			
<p><b>885-chain</b></p>	<p>Optional mounting pedestal</p>			
	<p>24 VDC 30', 880 lbs Gate Capacity Single Kit (Operator, Control Panel, Transformer, Batteries &amp; Foundation plate)</p>			
<p><b>740 24VDC</b></p>				



**Slide Gate Operators**

 <b>RAM 50</b>	120 VAC 1/2 HP Motor 18', 700 lbs Gate Capacity			
 <b>RAM 100</b>	120 VAC 1/2 HP Motor 20', 700 lbs Gate Capacity			
 <b>RAM 1000</b>	120 VAC 1/2 HP Motor 45', 1000 lbs Gate Capacity			
 <b>RAM 5000</b>	120 VAC 1/2 HP Motor 45', 1000 lbs Gate Capacity			
 <b>RAM 5100</b>	120 VAC 3/4 HP Motor 45', 2000 lbs Gate Capacity			
 <b>RAM 5200</b>	220 VAC 1 HP Motor 45', 3000 lbs Gate Capacity			
 <b>RAM 5500</b>	120 VAC 3/4 HP Motor 45', 1500 lbs Gate Capacity			



**Overhead Gate Operators**

 <b>OH-200</b>	115 VAC 1/2 HP Motor 16', 800 lbs Gate Capacity			
--	---	--	--	--



 <b>1150</b>	115 VAC, 1/2 HP Motor Power Head Assembly Only 8 ft. Rail Assembly Only for 8 ft. high gates 10 ft. Rail Assembly Only for 10 ft. high gates 12 ft. Rail Assembly Only for 12 ft. high gates 14 ft. Rail Assembly Only for 14 ft. high gates			
--	---	--	--	--






 <b>HCT</b>	Overhead Operator for 8' gates Overhead Operator for 10' gates Overhead Operator for 14' gates			
---	--	--	--	--



 <b>RAM 2000</b>	120 VAC 1/2 HP Motor 20', 350 lbs Gate Capacity			
 <b>RAM 2100</b>	120 VAC 3/4 HP Motor 20', 500 lbs Gate Capacity			
 <b>RAM 2200</b>	220 VAC 1 HP Motor 20', 500 lbs Gate Capacity			


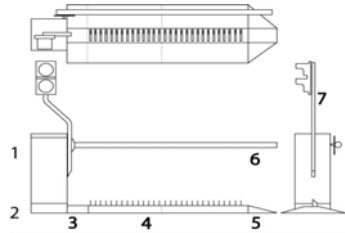







**Barrier Operators & Parking Control**


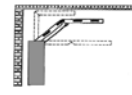
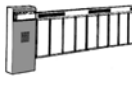
 <p>1601</p>	<p>1/2 HP, Max. 14' Arm, Appox. 1.5 sec. to full up position  <b>Step 1: Select Operator(s)</b>            1601-080 Barrier Operator, 115 VAC            1601-087 Barrier Operator, 230 VAC (Note 1)            1601-089 Barrier Operator, 460 VAC (Note 1)            1601-081 Barrier Operator w/DC convenience open, 115 VAC            1601-088 Barrier Operator w/DC convenience open, 230 VAC (Note1)            1601-090 Barrier Operator w/DC convenience open, 460 VAC (Note1)  <b>Step 2: Select Hardware Kit</b>            1601-240 Wood Arm Hardware Kit (Arm NOT included)            1601-241 Plastic Arm Hardware Kit (Arm NOT included)            1601-242 Aluminim Arm Hardware Kit (Arm NOT included)  <b>Step 3: Select Arm and other Options</b>            1601-048 14ft. Wood Arm            1601-084 Wood Arm and folding bracket assembly            1601-071 12ft. Plastic Arm            1601-083 Plastic Arm and folding bracket assembly            1601-216 14ft. Aluminim Arm            1601-260 Foam padding kit for aluminim or wood arm            1601-092 Heater Kit            1601-093 Fan Kit  <b>Notes:</b>            Note 1: These operators use a step-down transformer to achieve 115 VAC operating voltage.</p>			
 <p>1602</p>	<p>1 HP, Max. 20' Arm, Appox. 5.5 sec. to full up position, wishbone style arm  <b>Step 1: Select Operator(s)</b>            1602-080 Barrier Operator, 115 VAC            1602-082 Barrier Operator, 230 VAC (Note 1)            1602-084 Barrier Operator, 460 VAC (Note 1)            1602-081 Barrier Operator w/DC convenience open, 115 VAC            1602-083 Barrier Operator w/DC convenience open, 230 VAC (Note1)            1602-085 Barrier Operator w/DC convenience open, 460 VAC (Note1)  <b>Step 2: Select Arm and other Options</b>            1602-040 3-piece, 20ft. Wood arm assembly            1601-092 Heater Kit            1601-093 Fan Kit  <b>Notes:</b>            Note 1: These operators use a step-down transformer to achieve 115 VAC operating voltage.</p>			
 <p>1603</p>	<p>1/2 HP, Max. 14' Arm, Appox. 1.5 sec. to full up position  <b>Step 1: Select Operator(s)</b>            1603-080 Barrier Operator, 115 VAC / Auto-Spike            1603-082 Barrier Operator, 230 VAC / Auto-Spike (Note 1)            1603-084 Barrier Operator, 460 VAC / Auto-Spike (Note 1)            1603-081 Barrier Operator w/DC convenience open, 115 VAC / Auto-Spike            1603-083 Barrier Operator w/DC convenience open, 230 VAC / Auto-Spike (Note1)            1603-085 Barrier Operator w/DC convenience open, 460 VAC / Auto-Spike (Note1)  <b>Step 2: Select Arm and other Options</b>            1601-048 14ft. Wood Arm            1601-240 Wood Arm Hardware Kit (Arm NOT included)            1601-084 Wood Arm and folding bracket assembly            1601-216 14ft. Aluminim Arm            1601-242 Aluminim Arm Hardware Kit (Arm NOT included)            1601-260 Foam padding kit for aluminim or wood arm            1601-092 Heater Kit            1601-093 Fan Kit            1603-192 Tunnel Section 2 ft., Surface Mount            1603-193 Tunnel Section 3 ft., Surface Mount            1603-073 Spike Section 3 ft., Surface Mount            1603-076 Spike Section 6 ft., Surface Mount            1603-118 Surface Mount End Cap            1603-069 Spike Connector Assembly (required when connecting spike units)  <b>Notes:</b>            Note 1: These operators use a step-down transformer to achieve 115 VAC operating voltage.</p>			



**Barrier Operators & Parking Control**

<b>AUTO-SPIKE COMPONENTS</b>				
		<p>1- Operator 2- Transfer Box 3- Tunnel Section 4- Spike Section 5- End Cap 6- Barrier Arm 7- Traffic Signal</p>		
 <p>traffic Signal</p>  <p>Warning signs</p>	<p>1603-192 Tunnel Section 2 ft., Surface Mount 1603-193 Tunnel Section 3 ft., Surface Mount 1603-073 Spike Section 3 ft., Surface Mount 1603-076 Spike Section 6 ft., Surface Mount 1603-118 Surface Mount End Cap 1603-069 Spike Connector Assembly (required when connecting spike units) 1603-210 Traffic light assembly w/mounting post and hardware for 1603 operator 1603-208 Traffic assembly only</p> <p>1615-081 Lighted Auto-Spike Warning Sign</p>			
<b>STAND-ALONE TRAFFIC CONTROL</b>				
 <p>Spikes Flush</p>  <p>Spikes Surface</p>  <p>Speed Bump</p>	<p>Flush mount spikes, spring loaded or weighted Flush mount spikes, spring loaded or weighted w/lock down option</p> <p>Surface mount spike assembly (3 ft spike section, 2 end caps) Surface mount spike, 3 ft section (use w / spike assembly)</p> <p>Speed bump</p>			







**Barrier Operators & Parking Control**

	<p><b>615 Rapid</b> 1/3 HP , 115 or 230 VAC, Max. Arm (wood 10', aluminim 8'), 3 sec. to full up position</p> <p><b>615 Standard</b> 1/3 HP , 115 or 230 VAC, Max. Arm (wood 12', aluminim 13'), 5 sec. to full up position</p> <p><b>620 115VAC</b> 100% Duty Cycle, Max. 13' Arm, 2 sec. to full open position (8.5' arm)</p> <p><b>640 115VAC</b> 100% Duty Cycle, Max. 23' Arm, 4-8 sec. to full open position</p>			
	<p><b>Articulated Arm</b> Articulated Arm Kit is Ideal for 9' ceiling</p>			
	<p><b>Skirted Arm</b> 6 ft. Skirted Arm Kit 10 ft. Skirted Arm Kit</p>			

**Telephone Entry Systems**







<p><b>1802</b></p>  <p><b>Surface</b></p>  <p><b>Flush</b></p>	<p><b>Step 1-Select Telephone Entry System (Price does not include memory)</b>          1802-082 Surface Mount, Hands Free (Note 1)          1802-089 Flush Mount, Hands Free</p> <p><b>Step 2-Select Memory Size-ADD COST TO ABOVE PRICE</b>          125 Telephone Numbers, 137 Entry Codes          500 Telephone Numbers, 512 Entry Codes          1000 Telephone Numbers, 1000 Entry Codes</p> <hr/> <p>1802-90 (1802 EPD) Surface Mount, Hands Free w/ 100 memory chip          1802-91 (1802 EPD) Flush Mount, Hands Free w/ 100 memory chip</p> <p><b>Notes:</b>          1. For hand set, order Hand Set Conversion Kit P/N 1807-012.</p>			
<p><b>1803</b></p>  <p><b>Surface</b></p>  <p><b>Flush</b></p>	<p><b>Step 1-Select Telephone Entry System (Price does not include memory)</b>          1803-080 Surface Mount, Hands Free          1803-084 Flush Mount, Hands Free          1803-088 Flush Mount, Hands Free with Gold Plated Face Plate</p> <p><b>Step 2-Select Memory Size-ADD COST TO ABOVE PRICE</b>          125 Telephone Numbers, 137 Entry Codes          500 Telephone Numbers, 512 Entry Codes          1000 Telephone Numbers, 1000 Entry Codes</p>			
<p><b>1808</b></p>  <p><b>No-Directory</b></p>  <p><b>Directory</b></p>	<p><b>Step 1-Select Telephone Entry System (Price does not include memory)</b>          1808-080 Surface Mount, Hands Free          1808-082 Surface Mount, Hands Free with Directory</p> <p><b>Step 2-Select Memory Size-ADD COST TO ABOVE PRICE</b>          125 Telephone Numbers, 137 Entry Codes          500 Telephone Numbers, 512 Entry Codes          1000 Telephone Numbers, 1000 Entry Codes</p>			
<p><b>1810</b></p>  <p><b>Surface</b></p>  <p><b>Flush</b></p>	<p><b>Step 1-Select Telephone Entry System (Price does not include memory)</b>          1810-080 Surface Mount, Hands Free          1810-084 Flush Mount, Hands Free          1810-092 Flush Mount, Hands Free with Gold Plated Face Plate</p> <p><b>Step 2-Select Memory Size-ADD COST TO ABOVE PRICE</b>          125 Telephone Numbers, 137 Entry Codes          500 Telephone Numbers, 512 Entry Codes          1000 Telephone Numbers, 1000 Entry Codes</p>			
<p><b>1812</b></p>  <p><b>Surface</b></p>  <p><b>Flush</b></p>  <p><b>Wall</b></p>	<p>1812-081 Surface Mount, Stainless Steel faceplate, black housing          1812-085 Surface Mount, Gold-Plated faceplate, black housing</p> <p>1812-087 Flush Mount, Stainless Steel faceplate          1812-086 Flush Mount, Gold-Plated faceplate</p> <p>1812-088 Wall Mount, Stainless Steel housing</p>			

**Telephone Entry Systems**

 <p><b>1816 &amp; 1820</b></p>	<p>Telephone Intercom Systems</p>			
<p><b>1833</b></p>  <p><b>Surface</b></p>  <p><b>Flush</b></p>	<p><b>Step 1-Select Telephone Entry System (Price does not include memory)</b>          1833-080 Surface Mount, Hands Free          1833-081 Surface Mount, Hands Free with Gold Plated Face Plate          1833-084 Flush Mount, Hands Free          1833-085 Flush Mount, Hands Free with Gold Plated Face Plate</p> <p><b>Step 2-Select Memory Size-ADD COST TO ABOVE PRICE</b>          25 Telephone Numbers &amp; Names, 625 Card Codes          75 Telephone Numbers &amp; Names, 1875 Card Codes          125 Telephone Numbers &amp; Names, 3125 Card Codes          250 Telephone Numbers &amp; Names, 6250 Card Codes          500 Telephone Numbers &amp; Names, 8000 Card Codes          1000 Telephone Numbers &amp; Names, 8000 Card Codes          2000 Telephone Numbers &amp; Names, 8000 Card Codes          3000 Telephone Numbers &amp; Names, 8000 Card Codes</p>			
<p><b>1834</b></p>  <p><b>Surface</b></p>  <p><b>Flush</b></p>  <p><b>Wall</b></p>	<p><b>Step 1-Select Telephone Entry System (Price does not include memory)</b>          1834-080 Surface Mount, Hands Free          1834-081 Surface Mount, Hands Free with Gold Plated Face Plate          1834-084 Flush Mount, Hands Free          1834-085 Flush Mount, Hands Free with Gold Plated Face Plate          1834-089 Wall Mount, Hands Free</p> <p><b>Step 2-Select Memory Size-ADD COST TO ABOVE PRICE</b>          25 Telephone Numbers &amp; Names          75 Telephone Numbers &amp; Names          125 Telephone Numbers &amp; Names          250 Telephone Numbers &amp; Names          500 Telephone Numbers &amp; Names          1000 Telephone Numbers &amp; Names          2000 Telephone Numbers &amp; Names          3000 Telephone Numbers &amp; Names</p>			




**Telephone Entry Systems**

<p>1835</p>  <p>Surface</p>  <p>Flush</p>  <p>Wall</p>	<p><b>Step 1-Select Telephone Entry System (Price does not include memory)</b>                  1835-080 Surface Mount, Hands Free                  1835-081 Surface Mount, Hands Free with Gold Plated Face Plate                  1835-084 Flush Mount, Hands Free                  1835-085 Flush Mount, Hands Free with Gold Plated Face Plate                  1835-089 Wall Mount, Hands Free</p> <p><b>Step 2-Select Memory Size-ADD COST TO ABOVE PRICE</b>                  25 Telephone Numbers &amp; Names, 625 Card Codes                  75 Telephone Numbers &amp; Names, 1875 Card Codes                  125 Telephone Numbers &amp; Names, 3125 Card Codes                  250 Telephone Numbers &amp; Names, 6250 Card Codes                  500 Telephone Numbers &amp; Names, 8000 Card Codes                  1000 Telephone Numbers &amp; Names, 8000 Card Codes                  2000 Telephone Numbers &amp; Names, 8000 Card Codes                  3000 Telephone Numbers &amp; Names, 8000 Card Codes</p>			
<p>1837</p>  <p>Surface</p>  <p>Flush</p>  <p>Wall</p>	<p><b>Step 1-Select Telephone Entry System (Price does not include memory)</b>                  1837-080 Surface Mount, Hands Free                  1837-081 Surface Mount, Hands Free with Gold Plated Face Plate                  1837-084 Flush Mount, Hands Free                  1837-085 Flush Mount, Hands Free with Gold Plated Face Plate                  1837-089 Wall Mount, Hands Free</p> <p><b>Step 2-Select Memory Size-ADD COST TO ABOVE PRICE</b>                  25 Telephone Numbers &amp; Names, 625 Card Codes                  75 Telephone Numbers &amp; Names, 1875 Card Codes                  125 Telephone Numbers &amp; Names, 3125 Card Codes                  250 Telephone Numbers &amp; Names, 6250 Card Codes                  500 Telephone Numbers &amp; Names, 8000 Card Codes                  1000 Telephone Numbers &amp; Names, 8000 Card Codes                  2000 Telephone Numbers &amp; Names, 8000 Card Codes                  3000 Telephone Numbers &amp; Names, 8000 Card Codes</p>			

**Information Telephone**

1819	Information Telephone			
------	-----------------------	--	--	--

**Fluorescent Light Kits**


<p>1720</p> 	1720-080 Long Kit, use with 1803, 1810, 1833, 1835 & 1837 surface mounts. 1720-081 Short Kit, use with 1701 & 1702 directories.			
---	--	--	--	--

**Add-on Directories**

<p>1701 &amp; 1702</p> 	1701-080 / 20 Name 1702-080 / 60 Name			
--	--	--	--	--










**Add-on Directories**




 1710	1710-080 / 200 Name Paper Directory - Surface Mount 1710-081 / 200 Name Paper Directory - Flush Mount Stainless Steel 1710-082 / 200 Name Paper Directory - Flush Mount Gold Plated			
---	---	--	--	--

## ELITE





### Telephone Entry Systems

 <b>EL25</b>	Portrait or Landscape mounting styles, available in Nickle, Silver & Gray			
 <b>EL2000</b>	LCD Unit, available in Black, Dark Gray & Nickel Controller Only Unit, available in Black, Dark Gray & Nickel Controller Only Unit w/ Directory Insert, available in Black, Dark Gray & Nickel			
<b>Dial Code</b>  <b>DCLC</b>  <b>DCVF</b>	LC or VF Display system without Memory Card, Modem or Software With T25 memory card, internal modem, software & 4k communicator card With T50 memory card, internal modem, software & 4k communicator card With T150 memory card, internal modem, software & 4k communicator card With T250 memory card, internal modem, software & 4k communicator card With T500 memory card, internal modem, software & 8k communicator card With T1000 memory card, internal modem, software & 16k communicator card			
 <b>Icon26</b>	With 250 Memory Card Only With 500 Memory Card Only With 1000 Memory Card Only With T250 memory card, internal modem, software & 4k communicator card With T500 memory card, internal modem, software & 8k communicator card With T1000 memory card, internal modem, software & 16k communicator card			
 <b>DCCU</b>	Dial Code Controller w/ Internal Modem and ElitePro Software			
 <b>EWC485</b>	Wireless Communicator Wireless Communicator - 2 pack			









### System Accessories

   <b>T000TRANSFORMER</b>	MODEMSOFTWARE - Programming software for Dial Code & Icon26 INTERNALMODEM - Modem for Dial Code & Icon26 ICON26CAMERA - Camera for Icon26 T000TRANSFORMER - Plug-in Transformer 12 V			
---	---	--	--	--






### Installation / Mounting

    <b>DCFMK</b> <b>ICON26FMK</b>	ELITETOWER1 - Tower for Dial Code ICONTOWER1 - Tower for Icon26 ELITETOWER2 - 15" addition to ELITETOWER1 ICONTOWER2 - 15" addition to ICONTOWER2 DCFMK - Flush mount kit for Dial Code ICON26FMK - Flush mount kit for Icon26			
--	---	--	--	--

**Telephone Entry Systems**

 <b>RE-1N / RE-1SS</b>	RE-1N Nickle Finish, Built-in receiver, 100 entry codes RE-1SS Cast Stainless Steel Finish, Built-in receiver, 100 entry codes  RE-BWC Add-on black & white camera			
 <b>RE-2N / RE-2SS</b>	RE-2N Nickle Finish, Built-in receiver, 100 entry codes RE-2SS Cast Stainless Steel Finish, Built-in receiver, 100 entry codes  CCM-2 Add-on color camera TR-RE2N Trim Ring for RE-2N TR-RE2SS Trim Ring for RE-2SS			
 <b>AE-100</b>	125 Directory Codes  CCM-1 Add-on color camera TR-100 Trim Ring			
 <b>AE-500</b>	250 Directory Codes  TR-500 Trim Ring			
 <b>AE-1000</b>	10,000 Directory Codes  CCM-1 Add-on color camera TR-1000 Trim Ring			
 <b>AE-2000</b>	10,000 Directory Codes  CCM-1 Add-on color camera TR-2000 Trim Ring			
 <b>AE-1</b>	With MM64 Memory Module - 500 User / 2,000 Event Capacity With MM128 Memory Module - 1,000 User / 5,000 Event Capacity With MM256 Memory Module - 2,500 User / 5,000 Event Capacity AE-HOOD Stainless Steel Hood AE-MP Stainless Steel Mounting Plate			
 <b>AE-2</b>	With MM64 Memory Module - 500 User / 2,000 Event Capacity With MM128 Memory Module - 1,000 User / 5,000 Event Capacity With MM256 Memory Module - 2,500 User / 5,000 Event Capacity AE-HOOD Stainless Steel Hood AE-MP Stainless Steel Mounting Plate			










**Telephone Entry Systems**

 <b>Spectrum</b>	<p>Spectrum surface mount, hands-free 250 directory codes Other models / capacities of Spectrum available.</p> <p>Spectrum DI surface mount, hands-free 250 directory codes Other models / capacities of Spectrum DI available.</p>			
 <b>Crown Jewel</b>	<p>CJ1, CJ2, CJ3</p> <p>Black &amp; White Camera Kit, Color Camera Kit</p>			
 <b>Horizon</b>	<p>Horizon H - surface mount 250 directory codes Horizon H / Horizon M surface mount 1000 directory codes Horizon H - flush mount 250 directory codes Horizon H - flush mount 1000 directory codes Handheld Programmer Mounting Plate, Small</p>			
 <b>Ovation</b>	<p>Ovation surface mount 2,700 directory codes Other models of Ovation available.</p> <p>Mounting Plate</p>			
 <b>Infinity</b>	<p>Infinity S - surface mount / Infinity M-surface mount, camera-ready 500 codes Infinity S - surface mount / Infinity M-surface mount, camera-ready 1000 codes Infinity S - surface mount / Infinity M-surface mount, camera-ready 2000 codes Infinity L - surface mount, hooded package, camera-ready 500 codes Infinity L - surface mount, hooded package, camera-ready 1000 codes Infinity L - surface mount, hooded package, camera-ready 2000 codes Infinity L - surface mount, anti-glare, camera-ready 500 codes Infinity L - surface mount, anti-glare, camera-ready 1000 codes Infinity L - surface mount, anti-glare, camera-ready 2000 codes Infinity DI - surface mount 500 directory codes Infinity B - surface mount, outdoor housing, 4,000 or 20,000 entry codes Black &amp; White Camera Kit, Color Camera Kit for Infinity M &amp; L Handheld Programmer Flush Mount Kit for Infinity S, M, L</p>			

**Wireless Gate Access & Intercom**

 <p><b>OSKP</b></p>	<p><b>OSKP - Starter Kit (GAP) with Portable Intercom, standard 1000' range</b>          Consists of: GAP (Gate Access Panel)          3 ORMT (Oracle Miniture 4 Channel Remote Control)          GCU (Gate Controller Unit)          OPI (Oracle Portable Intercom)</p>			
 <p><b>OSKF</b></p>	<p><b>OSKF - Starter Kit (GAP) with Flush Mount Intercom, standard 1000' range</b>          Consists of: GAP (Gate Access Panel)          3 ORMT (Oracle Miniture 4 Channel Remote Control)          GCU (Gate Controller Unit)          RIFM1 (Oracle Flush Mount Intercom)</p>			
 <p><b>OSKT</b></p>	<p><b>OSKT - Starter Kit (GAP) with Telephone Interface, standard 1000' range</b>          Consists of: GAP (Gate Access Panel)          3 ORMT (Oracle Miniture 4 Channel Remote Control)          GCU (Gate Controller Unit)          OTIU (Oracle Telephone Interface Unit)</p>			
 <p><b>OMG-P</b></p>	<p><b>OMG-P Starter Kit (OMG) with Portable Intercom, standard 1000' range</b>          Consists of: OMG (Oracle MiniGAP) smaller version oth the GAP          GCU (Gate Controller Unit)          OPI (Oracle Portable Intercom)</p>			
 <p><b>OMG-F</b></p>	<p><b>OMG-F Starter Kit (OMG) with Flush Mount Intercom, standard 1000' range</b>          Consists of: OMG (Oracle MiniGAP) smaller version oth the GAP          GCU (Gate Controller Unit)          RIFM1 (Oracle Flush Mount Intercom)</p>			
 <p><b>OMG-T</b></p>	<p><b>OMG-T Starter Kit (OMG) w / Telephone Interface Unit, standard 1000' range</b>          Consists of: OMG (Oracle MiniGAP) smaller version oth the GAP          GCU (Gate Controller Unit)          OTIU (Oracle Telephone Interface Unit)</p>			
 <p><b>OFD-P</b></p>	<p>Oracle Front Door Wireless Doorbell and Intercom Unit (FrontDoor Unit and Oracle Portable Intercom)</p>			
 <p><b>OFD-T</b></p>	<p>Oracle Front Door Wireless Doorbell and Intercom Unit (FrontDoor Unit and Oracle Telephone Interface Unit. Rings the telephones and allows conversation via telephones)</p>			
 <p><b>GAP</b></p>	<p><b>GAP</b> - Oracle Gate Access Panel, 50 codes, 1000' standard range  <b>MHGAP</b> - Multi Home Gate Access Panel, Up to 63 homes, Deticated Line  <b>VGAP</b> - Same as GAP w / voice guidance and greeting built-in</p>			
 <p><b>OMG</b></p>	<p><b>Oracle MiniGAP and Intercom</b>          Smaller version of GAP, Compatable with GCU and GAP, Unit can be used as the primary or secondary unit</p>			
 <p><b>OFD</b></p>	<p><b>Oracle FrontDoor</b>          Wireless Doorbell and Intercom Unit, Compatable with Telephone Interface, Flush Mount or Oracle Portable Intercom</p>			
 <p><b>OPI</b> <b>RIFM1</b></p>	<p><b>OPI - Oracle Portable Intercom</b>          Single Unit          OPI2 - Oracle Portable Intercom 2 Pack  <b>RIFM1 - Oracle Flush Mount Intercom</b>          Single Unit          RIFMS2 - Oracle Flush Mount Intercom 2 Pack</p>			

**Wireless Gate Access & Accessories**

 <b>GCU</b>	<b>Gate Controller Unit</b> Connects to gate operator, 4 AA batteries for up to 2 Yrs.			
 <b>OTIU</b>	<b>Oracle Wireless Telephone Interface Unit</b> Distinctive ring, Caller ID, Call Waiting, Call Forwarding			
 <b>OI-1</b>	<b>Oracle Wireless Indoor / Outdoor Intercom</b> Indoor / Outdoor Intercom with Gate open command capability			
 <b>RPT-1</b>	<b>Oracle Repeater Unit</b> (Consists of 2 modules) Extends the range by 1000 ft.			
 <b>RWA-300R</b>	<b>Wireless Alert System</b> Transmitter and Receiver			
 <b>RWV-400R</b>	<b>Wireless Motion Alert with Voice Communication</b> Transmitter and Base Station/Receiver			
 <b>ORMT</b>	<b>Oracle Miniature 4channel Remote Control</b> 315 MHz, 12v battery pre-installed			
 <b>OWK2</b>	<b>Oracle Wireless Keypad with backlighting</b> Sends command to the Oracle Gate Controller Unit, 900MHz up to 1/2 mile, up to 50 users			
 <b>OPE2</b>	<b>Oracle Wireless "Push to Exit" with backlighting</b> Sends command to the Oracle Gate Controller Unit, 900MHz up to 1/2 mile			




**Transmitters & Receivers**

	<p><b>MicroPlus Transmitters:</b>              8069-080 1-Button    Qt. 10 - 30                                            40 - 100                                            110 +              8070-080 2-Button    Qt. 10 - 30                                            40 - 100                                            110 +              8071-80 3-Button     Qt. 10 - 30                                            40 - 100                                            110 +  <b>MicroPlus PROXmitters: w/ DKS, AWID or HID Proximity Tag</b>              8069 1-Button        Qt. 10 - 30                                            40 - 100                                            110 +              8070 2-Button        Qt. 10 - 30                                            40 - 100                                            110 +              8071 3-Button        Qt. 10 - 30                                            40 - 100                                            110 +  <b>MicroPlus Receiver:</b>              8056-080 Operates with up to 5300 MicroPlus transmitters. 26, 30 or 31-bit weigand output only. This receiver cannot be used as a stand-alone device.</p>			
	<p><b>MicroClick Transmitters:</b>              8066-080 1-Button    Qt. 10 - 30                                            40 - 100                                            110 +              8067-080 2-Button    Qt. 10 - 30                                            40 - 100                                            110 +              8068-80 3-Button     Qt. 10 - 30                                            40 - 100                                            110 +  <b>MicroClick PROXmitters: w/ DKS, AWID or HID Proximity Tag</b>              8066 1-Button        Qt. 10 - 30                                            40 - 100                                            110 +              8067 2-Button        Qt. 10 - 30                                            40 - 100                                            110 +              8068 3-Button        Qt. 10 - 30                                            40 - 100                                            110 +  <b>MicroClick Receiver:</b>              8059-080 Outputs transmitter code in 26 or 31-bit weigand output.              No programming keypad on this receiver.</p>			
	<p><b>DKS Transmitters Visor Clips: (Black - Gray)</b>              Qt. 10 - 30                    40 - 100                    110 +</p>			





## ELITE

### Transmitters & Receivers

	Elite 1 button decodable remote control	Qt. 1 - 9 10 - 99 100 +	
	Elite 2 button decodable remote control	Qt. 1 - 9 10 - 99 100 +	
	Elite4 button decodable remote control	Qt. 1 - 9 10 - 99 100 +	
	Visor/belt clip		
	Elite remote radio receiver with locked housing		





### Transmitters & Receivers


	Security+ single-button remote control	Qt. 1 - 23 24 - 47 48+	
	Other models of Security+ transmitters available		
	Universal coaxial receiver with Security+		
	Other models of Security+ receivers available		
	Passport 1-button visor transmitter	Qt. 1 - 11 12 - 23 24+	
	Other models of Passport transmitters available		
	CPWR Passport receiver		

## Linear

### Transmitters & Receivers


	<b>Delta 3</b> DT / 1-CH Hand Held Transmitter, 310 MHz, 256 DIP DT-2A / 2-CH Hand Held Transmitter, 310 MHz, 256 DIP DT-4A / 4-CH Hand Held Transmitter, 310 MHz, 64 DIP DT 3+1 / 3+1-CH Hand Held Transmitter, 310 MHz, 256 + 64 DIP Mini-T / 1-CH Mini Transmitter, 310 MHz, 256 DIP DTKP / Delta Wireless Keypad, 310 MHz, 1-8 digit PIN DR / 1-CH Receiver, 310 MHz, 256 DIP DR-2 / 2-CH Receiver, 310MHz, 128 DIP DR-4 / 4-CH Receiver, 310 MHz, 64 DIP DRA / 1-CH Receiver - 12V DRA-4 / 4-CH Receiver - 12V DRQP / 1-CH Receiver w/F Connector GRD / 1-CH Gate Receiver 12-24 Volt, 310 MHz, 256 DIP GRD-2 / 2-CH Gate Receiver 12-24 Volt, 310 MHz, 128 DIP DTG / Delta Gate Edge Transmitter, 310 MHz, 256 DIP			
	<b>MegaCode</b> MCT-1 / 1-CH Visor Transmitter, 318 MHz, 1,000,000+ factory precoded MCT-2 / 2-CH Visor Transmitter, 318 MHz, 1,000,000+ factory precoded MCT-3 / 3-CH Visor Transmitter, 318 MHz, 1,000,000+ factory precoded MDT-1A / Deluxe 1-CH Visor Transmitter, 318 MHz, 1,000,000+ factory precoded MDT-2A / Deluxe 2 or 3-CH Visor Transmitter, 318 MHz, 1,000,000+ factory precoded MDT-4A / Deluxe 4 or 5-CH Visor Transmitter, 318 MHz, 1,000,000+ factory precoded ACT-21 / 1-CH Key Chain Transmitter, 318 MHz, 1,000,000+ factory precoded ACT-22 / 3-CH Key Chain Transmitter, 318 MHz, 1,000,000+ factory precoded MDTK / MegaCode Wireless Keypad, 318 MHz, 1-6 digit PIN MDR / 1-CH Receiver, 318 MHz, 1,000,000+ factory precoded, w/memory MDR-2 / 2-CH Receiver, 318 MHz, 1,000,000+ factory precoded, w/memory SMDRG / 1-CH Long Range Receiver, 318 MHz, 1,000,000+ factory precoded, w/memory MDRG / 1-CH Gate Receiver, 318 MHz, 1,000,000+ factory precoded, w/memory MGT / Safety Edge Transmitter, 318 MHz, 1,000,000+ factory precoded			

**Transmitters & Receivers**

	<p>3089 / 1-CH Hand Held Transmitter, 300 MHz, 1,024 DIP          4120 / 2-CH Hand Held Transmitter, 300 MHz, 1,024 DIP          4140 / 4-CH Hand Held Transmitter, 300 MHz, 1,024 DIP          3060 / 1-CH Mini Transmitter, 300 MHz, 1,024 DIP          3083 / 2-CH Mini Transmitter, 300 or 310 MHz, 1,024 DIP          3070 / 1-CH Micro Transmitter, 300 or 310 MHz, 1,024 DIP          4200 / Multi-Code Wireless Keypad, 300 or 310 MHz, 4-digit PIN          1090 / 1-CH Receiver, 300 or 310 MHz, 1,024 DIP          1099 / 1-CH Gate Receiver - 110V, 300 MHz, 1,024 DIP          1099 / 1-CH Gate Receiver - 12-24V, 300 or 310 MHz, 1,024 DIP          3028 / 2-CH Gate Receiver - 12-24V, 300 or 310 MHz, 1,024 DIP          3021 / 2-CH Gate Receiver - Heavy Duty, 12-24V, 300 or 310 MHz, 1,024 DIP          3022 / Wireless Safety Edge Transmitter, 300 or 310 MHz, 1,024 DIP</p>		
---	---	--	--


**SECO-LARM®**

**Transmitters & Receivers**


 <p>SK-910R</p>	<p>1-channel, 68 billion codes, 315MHz., Up to 500 ft., factory pre-coded</p> <p>1-channel, Form-C dry relay contact, 4 output modes, 11 - 24 VAC/VDC operation</p>		
--	---	--	--





**Loop Detectors**

 <b>DSP-40</b>	Plug In Detector (Compatible with Elite SL, CSW and Sentex 1000, 2000 Models)			
--	---	--	--	--




## ELITE

 <b>DSP-40</b>	Plug In Detector			
--	------------------	--	--	--




 <b>D-TEK</b>	Loop Detector			
 <b>Detector &amp; Probe</b>	Detector XC101, Socket LD-11 with Probe-50 ft. Detector XC101, Socket LD-11 with Probe-100 ft. Detector XC101, Socket LD-11 with Probe-150 ft. Detector XC101, Socket LD-11 with Probe-200 ft. Detector XC101, Socket LD-11 with Probe-250 ft. Detector XC101, Socket LD-11 with Probe-300 ft.			



 <b>AX-Series</b>	AX Series - Single Channel, Single Relay Output, External DIP AX2-1C Series - Dual Channel, One Relay Output/Channel, External DIP AX2-2C Series - Dual Channel, One Relay Output/Channel, External DIP AX2DL-1C Series - Dual Channel, Directional Logic, 1 Connector, External DIP AX2DL-2C Series - Dual Channel, Directional Logic, 2 Connector, External DIP 11-pin Harness 120 VAC, 240 VAC, 24 VAC, 12 VDC and 24 VDC models available.			
 <b>B / BX-Series</b>	B Series - Single Channel, Dual Relay Outputs, Internal DIP BX Series - Single Channel, Dual Relay Outputs, External DIP BX-LP Series - Single Channel, Dual Relay or Solid State Outputs, External DIP 11-pin Harness 120 VAC, 240 VAC, 24 VAC, 12 VDC and 24 VDC models available.			
 <b>AVI-1 AVI-X</b>	AVI-1 Receiver - Automatic Vehicle Identification Receiver AVI-X Transmitter - Automatic Vehicle Identification Transmitter			



**Loops, Loop Wire and Loop Misc.:**

	Prefabricated Loops 24' Circumference, 50' Lead-in (Yellow, Red, Blue) Loop Wire 18 AWG XLPE Insulation 500 Ft. (Black, Blue, Red) Loop Wire 18 AWG XLPE Insulation 1000 Ft. (Black, Blue, Red) Loop Test Meg-ohm Meter			
---	--	--	--	--





**Loops, and Loop Misc.:**

	Preformed Loop - 24' Loop Perimeter w/50' Lead-in for Saw Cut Installations Demo/Test Box for 120 VAC Versions of Model AX, B and BX Detectors Loop Finder Sockets (Relay Bases)			
--	---	--	--	--



**Safety Edges and Accessories:**

  	ME123 Sensing Edge 5 ft. (\$14.00 / ft.)			
	ME123-C7 Mounting Channel for ME123 5 ft. (\$2.08 / ft.)			
	ME120 Sensing Edge 5 ft. (\$15.40 / ft.)			
	MG020 Sensing Edge 5 ft. (\$16.00 / ft.)			
	ME120-c Aluminum Mounting Channel for ME120 and MG020 5 ft. (\$2.44 / ft.)			
	MGR20 2" Round Frame Sensing Edge 5 ft. (\$18.50 / ft.)			
	MGS20 2" Square Frame Sensing Edge 5 ft. (\$18.50 / ft.)			
	MWTR02 Gate Edge Transmitter/Receiver			



**Safety Edge Accessories:**

  	3022-10 Gate Edge Transmitter			
	1099-50 1-CH Gate Receiver			
	3028-50 2-CH Gate Receiver			



**Electronic Timer:**



 DTM-9	24 VAC electronic timer			
---	-------------------------	--	--	--



**Photoeyes:**

 IRB-4X	Photoeye, 12-24 AC/DC, 75' range			
---	----------------------------------	--	--	--

**SECO-LARM®**

 E-931-S35RR	Photoelectric Beam Sensor, 12~240VDC / 24~240VAC, 35' range			
 E-960-D90	Twin Photobeams, 11~24 VDC/VAC, 90' range			



**Guide Rollers:**

	Single 3" guide roller			
	Single 6" guide roller			
	Single 12" guide roller			




	Single 3" guarded guide roller	1204-120		
	Single 6" guarded guide roller	1204-121		
	Double 3" guarded guide roller	1204-122		
	Double 6" guarded guide roller	1204-123		
	3" replacement roller	1204-005		






	4" white guide rollers	EGR-4-W		
	6" white guide rollers	EGR-6-W		
	12" white guide rollers	EGR-12-W		
	4" black guide rollers	EGR-4-B		
	6" black guide rollers	EGR-6-B		
	12" black guide rollers	EGR-12-B		




**Hinges:**

	Power Hinge Solid Cold Rolled Steel wt cap 3000lbs.			
--	---	--	--	--







	Hinge Assembly - Plated - Capacity 2000 lbs	CI3000		
	Hinge Assembly - Rusted - Capacity 2000 lbs	CI3100		
	Hinge Assembly - Aluminum Yoke w/ Steel Body - Capacity 1000 lbs	CI3200		
	Hinge Assembly - Steel Yoke w/ Aluminum Body - Capacity 1000 lbs	CI3300		
	Hinge Assembly - Aluminum Yoke w/ Aluminum Body - Capacity 1000 lbs	CI3400		
	Hinge Assembly - Heavy-Duty Steel (Plated) - Capacity 3000 lbs	CI3500		
	Hinge Assembly - Single Bearing (Plated)	CI3600		



	Flange bearing hinge assembly - Capacity per pair 3000 lbs	1200-009		
	Sealed bearing hinge assembly - standard - Capacity 2000 lbs	1200-019		
	Sealed bearing hinge assembly - heavy duty - Capacity 3000 lbs	1200-039		








**V-Groove Wheels:**



	Power Wheels 4" Heat Treated wt cap 3000lbs.
	Power Wheels 6" Heat Treated wt cap 5000lbs.
	Power Wheel Brackets
	UHMW 4" Wheel
	Steel 5" Pipe Rail Wheel



**V-Groove Wheels:**

	4" Wheel with 1 1/2" Spacer Bushings - Capacity 3000 lbs	CI2415			
	4" Wheel with 2" Spacer Bushings - Capacity 3000 lbs	CI2420			
	4" Wheel with 2 1/2" Spacer Bushings - Capacity 3000 lbs	CI2425			
	6" Wheel with 1 1/2" Spacer Bushings - Capacity 5000 lbs	CI2615			
	6" Wheel with 2" Spacer Bushings - Capacity 5000 lbs	CI2620			
	6" Wheel with 2 1/2" Spacer Bushings - Capacity 5000 lbs	CI2625			
	4" x 6" Slotted Carriage Plate (Pair)	CI2140			
	6" x 8" Slotted Carriage Plate (Pair)	CI2160			
	4" Wheel Assembly with 1 1/2" Spacers and Carriage	CI2515			
	4" Wheel Assembly with 2" Spacers and Carriage	CI2520			
	4" Wheel Assembly with 2 1/2" Spacers and Carriage	CI2525			
	6" Wheel Assembly with 1 1/2" Spacers and Carriage	CI2715			
	6" Wheel Assembly with 2" Spacers and Carriage	CI2720			
	6" Wheel Assembly with 2 1/2" Spacers and Carriage	CI2725			



	4" UHMW wheel w / sleeve bearing - Capacity 500 lbs	1201-004			
	4" UHMW wheel w / bearings - Capacity 750 lbs	1201-006			
	4" steel wheel w / bearings - Capacity 1500 lbs	1201-016			
	6" steel wheel w / bearings - Capacity 2500 lbs	1201-000			
	4" UHMW wheel & mounting bracket for 2x2 bottom rail - 500 lbs	1201-102			
	4" UHMW wheel & bearings, mounting bracket for 2x2 bottom rail - 750 lbs	1201-105			
	4" steel wheel & bearings, mounting bracket for 2x2 bottom rail - 1500 lbs	1201-117			
	4" steel wheels w / tandem mounting brackets - 3000 lbs	1201-010			
	4" UHMW wheels w / bearing, tandem mounting brackets - 1500 lbs	1201-012			
	6" steel wheels w / bearing, tandem mounting brackets - 5000 lbs	1201-210			



	4" steel wheel	EVGW			
---	----------------	------	--	--	--



**Chains:**

	Steel Chain:	#40			
		#41			
		#50			
	Steel Link:	#40			
		#41			
		#50			
	Nickle Chain:	#40			
		#41			
		#50			
	Nickle Link:	#40			
	#41				
	#50				



**Magnetic Locks/Gate:**

	Magnetic Lock wt cap 1300lbs.			
---	-------------------------------	--	--	--



**Solar Panels:**

	Solar Panel 5w 12v Solar Panel 10w 12v Solar Panel 10w 24v Solar Panel 20w 12v			
---	---	--	--	--

# SECTION 2

## READERS / CARDS AND TAGS

### A. 125 KHz Proximity Card Readers

<u>RF Tiny</u> * 4" Proximity Reader.....	C1
<u>RF10</u> * 4" Proximity Reader (Mullion Mount).....	C1
<u>RF20</u> * 4" Proximity Reader (Wall Mount).....	C2
<u>RFK101</u> * 4" Proximity Reader & Keypad.....	C2
<u>RFM50</u> * 4" Proximity Reader OEM Module.....	C2
<u>RF30</u> * 12" & 4' Dual Tech Medium Range Proximity Reader.....	C3
<u>RF70</u> * 18" & 7' Dual Tech Long Range Proximity Reader.....	C3

### B. 125 KHz Proximity Cards and Tags

<u>IDC170</u> * Proximity Card (Clamshell).....	C4
<u>IDC80</u> * Proximity Card (PVC ISO Thickness & Size).....	C4
<u>IDK50</u> * Proximity Keytag .....	C5
<u>IMC125</u> * Proximity Sticker Coin Tag.....	C5
<u>IDA150</u> * Active Proximity Hands-free ID Tag.....	C6
<u>IDA200</u> * Vehicle ID Tag .....	C6
<u>PRG1000</u> * Programming Kit for 125 KHz Proximity Cards .....	C6

### C. 311 MHz Long Range Reader and Tag for Asset Tracking & Vehicle Control

<u>RF500</u> * 15' Long Range Proximity Reader.....	C7
<u>IDA500</u> * Vehicle ID Tag .....	C7
<u>PRG3000</u> * Programming Kit for Active Tag .....	C7
<u>RF245/5</u> * Long Range Proximity Reader up to 16' .....	C8-C10
<u>RF245/10</u> * Long Range Proximity Reader up to 32' .....	C8-C10
<u>IDA245</u> * Vehicle ID Tag .....	C8-C10
<u>PRG2450</u> * Active Tag Programmer (Active Card Writer) .....	C8-C10

### D. 13.56 MHz Mifare Smart Card Readers and Reader / Writers

<u>SR10</u> * Mifare® Smart Card Reader.....	C11
<u>SR10RW</u> * Mifare® Smart Card Reader / Writer.....	C11
<u>SR10B</u> * 26 bit Wiegand output Mifare® Smart Card Reader.....	C11
<u>SR30</u> * Mifare® Smart Card Reader.....	C11
<u>SR30RW</u> * Mifare® Smart Card Reader/Writer .....	C11
<u>SR30B</u> * 26 bit Wiegand output Mifare® Smart Card Reader.....	C11
<u>SRK101</u> * Mifare® Smart Card Reader / Writer & Keypad.....	C12
<u>SRK101RW</u> * Mifare® Smart Card Reader / Writer & Keypad.....	C12
<u>SRK101B</u> * 26 bit Wiegand output Mifare® Smart Card Reader & Keypad.....	C12
<u>PRG2000</u> * Mifare® Smart Card Read / Write Programmer .....	C12

### E. 13.56 MHz Mifare Smart Cards and Tags

<u>ISC80</u> * Mifare Smart Card (PVC ISO Thickness & Size).....	C13
<u>ISK50</u> * Mifare Smart Keytag.....	C13
<u>IMC135</u> * Mifare Coin Sticker Tag .....	C14
<u>PRG2000B</u> * Smart Card Programming Kit for Finger Templates .....	C14

## BIOMETRIC PRODUCTS (STANDALONE / NETWORK)

### F. Finger Biometric (Standalone / Network) Products

<u>FINGER007</u> * Finger Biometric / Proximity / Keypad Access Control Unit .....	D1-D3
<u>FINGER007P</u> * Finger Biometric / Keypad Access Control Unit.....	D1-D3
<u>FINGER007SR</u> * Finger Biometric / Mifare Smart Reader / Keypad Access Control Unit.....	D1-D3
<u>FINGER007SRB</u> * Finger Biometric / Mifare Smart Reader / Keypad Access Control Unit.....	D1-D3
<u>StarWatch Dual Pro I</u> * PC Based Access Control Software for Finger007.....	D4
<u>StarWatch Dual Pro II</u> * Server / Clients Software for Finger007.....	D4

### G. Finger Biometric Slave Readers (26 bit Wiegand and Other Outputs)

<u>FINGER006</u> * Finger Biometric / Proximity / Keypad Reader .....	D5-D7
<u>FINGER006P</u> * Finger Biometric / Keypad Reader .....	D5-D7
<u>FINGER006SR</u> * Finger Biometric / Mifare Smart Reader .....	D5-D7
<u>FINGER006EX</u> * Finger Biometric / Keypad Reader - Existing Reader Integration.....	D5-D7
<u>FGR006</u> * Finger Biometric / Proximity Reader .....	D8-D9
<u>FGR006SR</u> * Finger Biometric / Mifare Smart Reader .....	D8-D9
<u>FGR006SRB</u> * Finger Biometric / Mifare Smart Reader .....	D8-D9
<u>FGR006EX</u> * Finger Biometric - Existing Reader Integration.....	D8-D9
<u>StarWatch Fingerprint Reader Pro</u> * Finger Template Enrollment Management Software.....	D9

### H. Facial Recognition (Standalone / Network) Products

<u>FACE007</u> * Standalone Facial Recognition / Proximity / Keypad Access Control Unit .....	D10
<u>FACE007P</u> * Standalone Facial Recognition / Keypad Access Control Unit.....	D10
<u>FACE007SR</u> * Standalone ACU with Facial Recognition / Mifare Smart Reader.....	D10
<u>FACE007PSR</u> * Facial Recognition / Keypad / Mifare Smart Reader .....	D10
<u>FRM10K</u> * Facial Recognition OEM Module.....	D10

### I. Facial Recognition Slave Readers (26 bit Wiegand and Other Outputs)

<u>FACE006</u> * Facial Recognition / Proximity Reader / Keypad Reader .....	D10
<u>FACE006P</u> * Facial Recognition / Keypad Reader .....	D10
<u>FACE006SR</u> * Facial Recognition / Keypad / Mifare Smart Reader.....	D10
<u>FACE006EX</u> * Facial Recognition / Keypad / Mifare Smart Reader – Existing Reader Integration .....	D10

## STANDALONE / NETWORK PRODUCTS

### L. Standalone / Network Products

<u>505R</u> * Proximity / Keypad Access Control Unit.....	D11
<u>SR505</u> * Mifare Smart Reader / Keypad Access Control Unit .....	D11
<u>StarWatch Dual Pro I</u> * PC Based Access Control Software for 505R.....	D4
<u>StarWatch Dual Pro II</u> * Server / Clients Software for 505R.....	D4
<u>100R</u> * Proximity and Pin Single Door Control Unit .....	D12
<u>StarWatch 100R Pro</u> * Control and Management Software for 100R.....	D12
<u>PIN120</u> * Pin Pad Single Door Access Control Unit .....	D13
<u>RFL200</u> * Standalone Single Door Control Unit with Proximity Reader.....	D13
<u>RFL200C</u> * Multi-drop Single Door Control Unit with Proximity Reader .....	D13
<u>Interface Controller</u> * Data control Board for multi-chained RFL200C.....	D13
<u>StarWatch RFL200C Pro</u> * Control and Management Software for Multi-chained RFL200C .....	D13
<u>Proximity Deadbolt Door Lock</u> .....	D14

## SECURITY ACCESS & ALARM CONTROL PANEL

### A. Intelligent Multi-Door Control Panels

<u>ITDC 2 * 2 Door Standalone / Network Control Panel</u> .....	E1
<u>ITDC 4 * 4 Door Standalone / Network Control Panel</u> .....	E2
<u>ITDC EL * Elevator Control Panel</u> .....	E3
<u>ITDC SR 2 / 4 * 2 / 4 Door Control Panel for Mifare Smart Readers</u> .....	E1-E2
<u>StarWatch ITDC Pro I * PC Based Access Control Software for ITDC 2 / 4 Panel</u> .....	E6
<u>StarWatch ITDC Pro II * Server / Clients Software for ITDC 2 / 4 Panel</u> .....	E6

### B. Single Door Control Panel

<u>ICON100 * Standalone / Network Single Door Control Panel</u> .....	E4
<u>ICON100 SR * Standalone / Network Single Door Control Panel for Mifare Smart Readers</u> .....	E4
<u>ICON100 M * Standalone / Network Single Door Control Panel for Magnetic ABA Track II</u> .....	E4
<u>StarWatch Dual Pro I * PC Based Access Control Software for ICON100</u> .....	E5
<u>StarWatch Dual Pro II * Server / Clients Software for ICON100</u> .....	E5

## STARWATCH SECURITY CONTROL AND MANAGEMENT S/W SERIES

C. <u>StarWatch Dual Pro I * PC Based Software for Finger007 / 505R / Icon100</u> .....	E5
<u>StarWatch Dual Pro II * Server / Clients Software for Finger007 / 505R / Icon100</u> .....	E5
<u>StarWatch ITDC Pro I * PC Based Software for ITDC 2 / 4 Panel</u> .....	E6
<u>StarWatch ITDC Pro II * Server / Clients Software for ITDC 2 / 4 Panel</u> .....	E6
<u>StarWatch View Pro * Integrated Video Surveillance Software</u> .....	E7
<u>StarWatch Elevator Pro * Integrated Elevator Control Software</u> .....	E7
<u>StarWatch ID Badge Pro * Integrated ID Printer Software</u> .....	E7

## IDTECK PRODUCT DEMO KITS

### D. IDTECK Product Demo Kits

<u>125KHz Proximity Reader Demo Kit</u> .....	F1
<u>100R / PIN120 Demo Kit</u> .....	F1
<u>RFL 200 Demo Kit</u> .....	F1
<u>RFL 200C with Interface Board Demo Kit</u> .....	F2
<u>Face 007 Demo Kit</u> .....	F2
<u>Face 006 with iTDC Demo Kit</u> .....	F2
<u>PDL200 Demo Kit</u> .....	F3
<u>PDL210 Demo Kit</u> .....	F3
<u>PDL 300 Demo Kit...available soon</u> .....	F3
<u>ICON100 with Proximity Reader Demo Kit</u> .....	F4
<u>ICON100 with FGR006 Demo Kit</u> .....	F4
<u>ICON100 with FGR006SRB&amp;PRG2000B Demo Kit</u> .....	F4
<u>ICON100SR with Mifare Smart Reader Demo Kit</u> .....	F4
<u>ITDC with Proximity Reader Demo Kit</u> .....	F5
<u>ITDC with Mifare Smart Reader Demo Kit</u> .....	F5
<u>505R with RF10 Demo Kit</u> .....	F5
<u>Finger 007 Demo Kit</u> .....	F5
<u>Finger 007 and FGR006 Demo Kit</u> .....	F6
<u>13.56 MHz Mifare SR Reader (Smart Reader) Demo Kit</u> .....	F6
<u>Facial Recognition SDK</u> .....	F6

## ACCESSORIES

### A. Communication Converters

<u>Neteye 1000SA (TCP/IP TO RS422 Converter)</u> .....	G1
<u>CNP 200 RS 232 to RS 422 / 485 Signal Converter</u> .....	G1
<u>INC 300 RS 232 to RS 485 Signal Converter</u> .....	G1

### B. Security Product Accessories

<u>ID40WA Battery Backed Up Power Supply</u> .....	G2
<u>EB-800L/EB-800S The Door Release Button With Double Feature (NO/NC)</u> .....	G2
<u>EB-801 The Door Release Button With Double Feature (NO/NC)</u> .....	G2
<u>EKS-5 Emergency KEY Switch</u> .....	G2
<u>EB20 / EB10 Exit Button</u> .....	G3
<u>EBG-02 Break Glass Fire Emergency Exit</u> .....	G3
<u>DCT-100 Door Contact</u> .....	G3
<u>EH-9 Electric Hinge</u> .....	G3
<u>DC-10 Door Cord</u> .....	G3
<u>EBG-01 Break Glass Fire Emergency Exit Release</u> .....	G4
<u>PIR-100 PIR Sensor</u> .....	G4
<u>Necklace</u> .....	G4
<u>IPA100 Power Adapter</u> .....	G4

## DOOR LOCK SETS

### C. Electromagnetic Locks

<u>IEM-180 / IEM180D * Single / Double Door Magnetic Lock (180Kg)</u> .....	H1
<u>IEM-280 / IEM280D * Single / Double Door Magnetic Lock (280Kg)</u> .....	H1
<u>IEM-280(LED) / IEM-280D(LED) * Single / Double Door Magnetic Lock with LED (280Kg)</u> .....	H2
<u>IEM-280M Single Door Magnetic Lock With Mortise Mount (280Kg)</u> .....	H2
<u>IEM-500(LED) / IEM-500D(LED) * Single / Double Door Magnetic Lock with LED (500Kg)</u> .....	H2

### D. Brackets

<u>IBC-600 Stainless Steel Bracket for Frameless Glass Door</u> .....	H3
<u>IBK-700 Stainless Steel Bracket for Frameless Glass Door</u> .....	H3
<u>IBK-180UL / IBK280UL U Bracket is For Frameless Glass Door</u> .....	H3
<u>IBK-180ZL / IBK280 ZL * ZL Bracket is For Inward Door</u> .....	H3

### E. Electric Bolt Locks

<u>IEB-100 Fail Safe Electric Bolt with Magnetic Feature</u> .....	H4
<u>IEB-200 Fail Safe Electric Bolt with Monitoring LED</u> .....	H4
<u>IEB-300 Fail Safe Electric Bolt with Magnetic Feature</u> .....	H4
<u>IEB-400 Fail Safe Electric Bolt if Special For Auto Door</u> .....	H4
<u>IEB-500 Fail Safe Electric Bolt with Adjustable Ball Feature</u> .....	H4

### F. Electric Strikers

<u>IES-130 NO/NC Standard Electric Strike</u> .....	H5
<u>IES-131 NO/NC Short Type Electric Strike</u> .....	H5
<u>IES-132 NO/NC Long-Type Electric Strike</u> .....	H5
<u>IES-133 NC Fail Safe Electric Strike is Suitable for Glass Door</u> .....	H5
<u>EDM-105/103 (Fail Safe/Secure)</u> .....	H5

# READERS / CARDS / TAGS

## A. 125 KHz PROXIMITY CARD READERS

### RF Tiny Proximity Reader



The **RF Tiny** is a 125 KHz high security, digitally encrypted proximity card reader. While it is smaller and less conspicuous it still provides a read range of up to 4 inches with **passive Prox cards** (IDC170, IDC80) and up to 15 inches with **active cards** (IDA150, IDA200).

It is designed for simplicity in mounting. The reader has a durable and scratch resistant polycarbonate housing, which maintains its "new" appearance. Various OEM proprietary card formats are available.

The RF Tiny also supports Wiegand as well as RS232 and ABA Track II magstripe Formats. Full epoxy potting ensures successful operation even in harsh environments.

The RF Tiny is vandal resistant and 100% weather proof & **waterproof**. Snap cover case.

**UL, CE, and FCC approved. Life time Warranty.** Reverse Polarity Protection. Supervisory Signal for line cut.

Model	Dealer	Minimum MSRP
RF Tiny	\$	\$

### RF 10 Proximity Reader (Mullion)



The **RF10** is a 125 KHz high security, digitally encrypted proximity card reader for use with **both passive and active proximity cards**. It has a read range of 4 inches with **passive cards** (IDC170, IDC80) and up to 15 inches with **active cards** (IDA150, IDA200).

It is architecturally designed to mount on wood or metal **door frames (mullion)** and operate with consistent performance and reliability in a durable and scratch resistant polycarbonate housing, which allows for easy installation.

Various OEM proprietary formats are available and the **RF10 supports** Wiegand as well as RS232 and ABA Track II magstripe Formats. Full epoxy potting ensures successful operation even in harsh environments.

The RF10 is vandal resistant and 100% weather proof & **waterproof**. Snap cover case.

**UL, CE, and FCC approved. Life time Warranty.** Reverse Polarity Protection. Supervisory Signal for line cut.

Model	Dealer	Minimum MSRP
RF 10	\$	\$

## RF 20 Proximity Reader (Wall Mount)



The **RF20** is a 125 KHz high security, digitally encrypted proximity card reader for use with **both passive and active proximity cards**.

It has a read range of 4 inches with **passive cards** (IDC170, IDC80) and up to 15 inches with **active cards** (IDA150, IDA200). It is architecturally designed to mount on a single gang electrical box (**wall mount**).

The reader has a durable and scratch resistant polycarbonate housing, which allows for easy installation. Various OEM proprietary formats are available and **the RF20** supports Wiegand, as well as RS232 and ABA Track II magstripe Formats. Full epoxy potting ensures successful operation even in harsh environments.

The **RF20** is vandal resistant and 100% weather proof & **waterproof**. Snap cover case.

**UL, CE, and FCC approved. Life time Warranty.** Reverse Polarity Protection. Supervisory Signal for line cut.

Model	Dealer	Minimum MSRP
RF 20	\$	\$

## RFK 101 Prox & Keypad Reader



The **RFK101** is a 125 KHz high security, digitally encrypted proximity card reader with built-in 12 key numeric back lit keypad which allows you to read proximity cards and enter PIN numbers for higher security level of access control applications.

The unit provides a read range of up to 4 inches with **passive Prox cards** (IDC170, IDC80) and up to 15 inches with **active cards** (IDA150, IDA200). It is architecturally designed to mount on a single gang electrical box. Various OEM proprietary card formats are available.

The RFK101 supports Wiegand as well as RS232 and ABA Track II (magstripe) formats. Also, **Wiegand 4 bit. 8 bit burst** or 3 X 4 matrix available.

The RFK101 has a high impact and scratch resistant polycarbonate housing and can be used successfully even in harsh environments. Supervisory Signal for line cut.

The **RFK101** is vandal resistant and 100% weatherproof. Back lit keypad.

**UL, CE, and FCC approved.** One year Warranty.

Model	Dealer	Minimum MSRP
RFK 101	\$	\$

**RFM 50 Proximity Reader OEM Module ----- (Call for Price)**

## RF 30 Medium Range Proximity Reader



The **RF30** is a 125 KHz high security, digitally encrypted, medium read range proximity card reader. The card reader has **dual reading technology** of both 125 KHz **passive card** for normal person access and 125 KHz **active card** with longer reading range, providing easier access for handicapped people.

It has a read range of up to 12 inches with **passive cards** (IDC170, IDC80) and up to 4 feet with **active cards and tags** (IDA150, IDA200).

The reader has a durable and scratch resistant polycarbonate housing, which allows for easy installation. Various OEM proprietary formats are available.

The RF30 supports Wiegand as well as RS232 & ABA Track II (magstripe) Formats.

Full epoxy potting ensures successful operation even in harsh environments.

The RF30 is vandal resistant and 100% weather and **waterproof**. Snap Cover Case.

**UL, CE, and FCC approved. Life time Warranty.** Reverse Polarity Protection. Supervisory Signal for line cut.

Model	Dealer	Minimum MSRP
RF 30	\$	\$

## RF70 Long Range Proximity Reader



The **RF70** is a 125 KHz **long read range** high security, digitally encrypted, proximity card reader. The card reader has **dual reading technology** of both 125 KHz passive card for normal person access and 125 KHz active card with longer reading range, providing easier access for handicapped people.

It has a read range of up to **18 inches with passive cards** (IDC170, IDC80) and up to **5-7 feet with active cards and tags** (IDA150, IDA200).

The RF70 has a high impact and scratch resistant polycarbonate housing and can be used successfully even in harsh environments. Various OEM proprietary formats are available.

The RF70 supports Wiegand as well as RS232 & ABA Track II magstripe Formats.

The RF70 is vandal resistant and 100% weatherproof. It is recommended to use with MB-1 Mounting Bracket.

**UL, CE, and FCC approved.** One year Warranty. Reverse Polarity Protection. Supervisory Signal for line cut.

Model	Dealer	Minimum MSRP
RF 70	\$	\$
MB-1 (RF70, RF500 Mounting Bracket)	\$	\$



### MB-1 (Mounting Bracket)

## B. PROXIMITY CARDS AND TAGS

### IDC170 Proximity Card (Clamshell)



The **IDC170** is a 125 KHz credit card size 1.7mm thick **high security proximity card with fully encrypted format stored on the card.**

It has a vertical oriented slot punch and can also accept photo-flap and direct-print adhesive sticker ID badge overlay.

It is thin, flexible, and light enough to be carried in a purse or wallet.

It is a **price competitive** proximity card.

It is pre-programmed at the factory with a unique encryption code.

Dimensions: 2.13" x 3.38" x 0.07" (5.40 x 8.60 x 0.17 cm). Material: White ABS plastic

Its Wiegand data formats are available up to 172 bits, reprogrammable card.

One year Warranty.

**Minimum order is 100 cards.**

Model	Dealer	Minimum MSRP
<b>IDC170 (Clamshell Card)</b>	\$	\$
OLC170 (PVC Overlay for Graphics)	\$	\$

### IDC80 Proximity Card (ISO Thickness & Size)



The **IDC80** is a very thin 125 KHz, **ISO Standard** credit card thickness (0.8mm) high security digitally encrypted **photo and graphics capable PVC proximity card.**

It has a very flat and graphics quality surface for use with direct image printers on both sides of card.

It has Vertical or Horizontal slot punch capability.

Optional **Hi Coercivity Mag Stripe** (700 – 4000 Oersted) or **Low Coercivity Mag Stripe** (400 Oersted).

The IDC80 is pre-programmed at the factory with a unique encryption code and data formats up to 172 bits.

Dimensions: 2.13" x 3.38" x 0.03" (5.40 x 8.60 x 0.78 cm). Material: White PVC

One year Warranty

**Minimum order is 250 cards.**

Model	Dealer	Minimum MSRP
<b>IDC80 (ISO PVC Card)</b>	\$	\$
IDC80M-Hi Co	\$	\$
IDC80M-Low Co	\$	\$

## IDK50 Prox Keytag



The **IDK50** is a very small (only 4 grams) 125 KHz **high security digitally encrypted proximity key tag**.

It has a hole for a key ring or chain.

The IDK50 is pre-programmed at the factory with a unique encryption code and data formats up to 172 bits.

It is small and durable enough to fit on a key ring.

Dimensions: 1.81" x 1.1" x 0.23" (4.6 x 2.8 x 6 cm). Weight: 4g (0.01 Lbs). Material: ABS plastic

One year Warranty

**Minimum order is 100 tags.**

Model	Dealer	Minimum MSRP
<b>IDK 50 (Keytag)</b>	\$	\$

## IMC125 Proximity Sticker Coin Tag



The **IMC125** is a very thin 125 KHz, adhesive backed **high security digitally encrypted proximity sticker** approximately the size of a Quarter.

The IMC125 turns any badge into a proximity card. Just peel off the backing and stick it on to any wallet, cell phone, or other personal items.

It is ideal to use on existing Magnetic stripe or Barcode photo ID badges.

The IMC125 is pre-programmed at the factory with a unique encryption code and data formats up to 172 bits.

Dimensions: 1" x 1" x 0.04" (2.54 x 2.54 x 0.1 cm). Weight: 0.005 lbs (2g). Material: White PVC

One year Warranty

**Minimum order is 100 coin stickers.**

Model	Dealer	Minimum MSRP
<b>IMC125 (Coin Sticker Tag)</b>	\$	\$

## IDA150 Active Proximity Hands-free ID Tag



The IDA150 is a **125 KHz Active high security digitally encrypted Card** specially designed for long-range identification, **hands-free operation**, and Vehicle Identification e.g. parking control and personnel tracking.

It extends the read range of RF Tiny, RF10, RF20 and RFK101 from 4" to 15" and the **RF30 from 12" to 3.3 feet.**

IDA150 gives a read range of **up to 5 feet (1.5m)** with the **RF70** reader.

It is available with users' unique format and ID numbers.

It has a 3~5 year battery life and a low battery detector.

It is compatible with all 125 KHz IDTECK Proximity readers.

Dimensions: 54 x 86 x 4.5mm. Weight: 21g (0.05lbs). Material: Polycarbonate

One year Warranty.

**Minimum order is 100 cards.**

Model	Dealer	Minimum MSRP
<b>IDA-150 (Active Tag)</b>	\$	\$
<b>IDA-150-TH (Tag Holder)</b>	\$	\$

## IDA200 Vehicle ID Tag



The IDA200 is a **125 KHz Active Vehicle Identification Card** specially designed for long-range identification and hands free operation such as in parking control using the RF-70 reader, giving a read range of **up to 7 feet (2.1m).**

It is available with users' unique format and ID numbers.

IDA200 has a 3~5 year battery life time and a low battery detector.

It is compatible with all 125 KHz IDTECK Proximity readers.

Dimensions: 72 x 99 x 6mm. Weight: 26g (0.06lbs). Material: Polycarbonate

One year Warranty.

**Minimum order is 100 cards.**

Model	Dealer	Minimum MSRP
<b>IDA-200 (Active Card)</b>	\$	\$
<b>IDA-200-TH (Tag Holder)</b>	\$	\$

**PRG1000 Programming Kit for 125 KHz Proximity Cards..... (Call for Price)**

**C. LONG RANGE READER AND TAG (311 MHz) FOR ASSET TRACKING / VEHICLE**

**RF 500 Long Range Reader**



The **RF500** is a 311 MHz long range, high security, digitally encrypted, proximity card reader.

Using the **IDA 500 active tag**, the reader has a range of between 15ft and 25ft, and can read up to 10 tags per second (Anti-collision, Omni-directional)

The RF500 has a high impact and scratch resistant polycarbonate housing and can be used successfully even in harsh environments.

Various OEM proprietary Formats are available. The RF500 supports Wiegand, RS232 & ABA Track II (magstripe) Formats and is optionally addressable to RS422 / RS485.

It is vandal resistant and 100% weather proof.

**UL, CE, and FCC approved.** One year Warranty.

Model	Dealer	Minimum MSRP
<b>RF 500 Long Range Reader</b>	\$	\$
<b>MB-1</b> (RF70, RF500 Mounting Bracket)	\$	\$

**IDA500 Active ID Tag**



The **IDA150** is a 311 MHz Active **high security, digitally encrypted Tag** and is specially designed for long-range Vehicle Identification such as parking control and asset tracking.

It has a 3~5 year battery life and a low battery detector.

One year Warranty.



← -- IDA500 Tag Holder

**Minimum order is 50 cards.**

Model	Dealer	Minimum MSRP
<b>IDA500 (Active Card)</b>	\$	\$
<b>IDA500-TH (Tag Holder)</b>	\$	\$

**PRG3000 Active Tag Programmer..... (Call for Price)**

**2.45GHz Long Range Proximity Reader and Tag  
RF245 / IDA245**



**\* Key Features**

**RF245/5 - RF245/10**

- Long Range Reader **RF245/5** (up to 18') - **RF245/10** (up to 33')
- 2.4GHz ~ 2.525GHz Frequency
- Encrypted tag ID and Secure Protocols between Reader and Tags
- Multiple Tags Identification (20 Tags / Sec)
- 90deg. One Directional Antenna
- 26bit Wiegand and RS232 outputs
- 125channel, automatic setup card
- Read tags only Site code programmed
- Direct Bargate Control Output (Open Collector: 250ms)

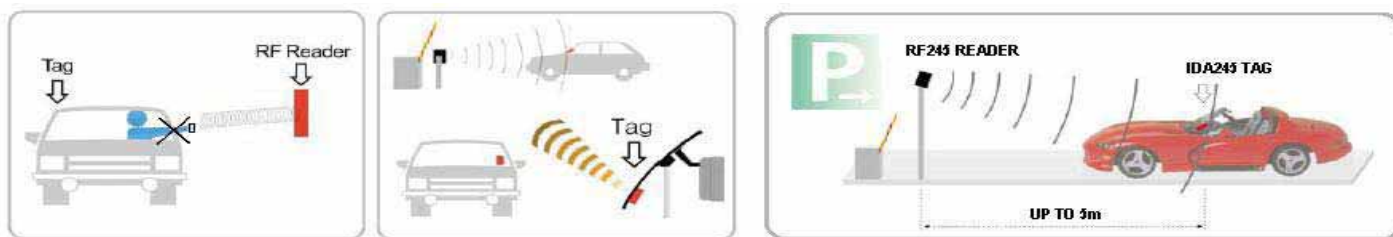


**IDA245**

- Read Range 18'~33' programmable
- User programmable Site Code, ID Number, TX Power, TX Channel, Wake-up Time (Using PRG2450 Active Tag Programmer)
- Battery Life Time 5 Years @1sec. wake-up time

**PRG2450 Active Tag Programmer (Active Card Writer)**

- IDA245 Active Tag Programmer controlled by Software
- Slide-in Operation, Automatic Increase and Decrease
- Direct Connection to PC via RS232 – Including Application S/W
- Encryption Algorithm Applied
- Programmable Site Code, ID Number, TX Power, TX Channel, Wake-up Time

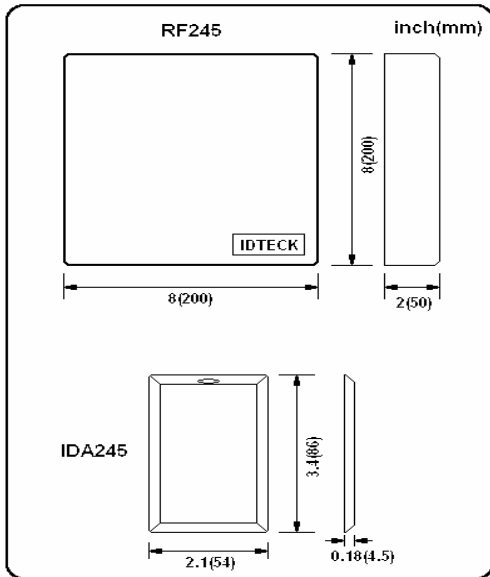


Model	Dealer	Minimum MSRP
<b>RF245/5 Long Range Reader</b>	\$	\$
<b>RF245/10 Long Range Reader</b>	\$	\$
<b>MB-1</b> (RF70, RF500, RF245 Mounting Bracket)	\$	\$



**Long Range Proximity Reader & Active Tag**

Model	RF245
CPU	Dual 8bit Microprocessor and ISM Band Receiver
Read Range	16' ~ 32' with IDA245 Active Tag
Reading Time	150ns
Frequency	2.400GHz ~ 2.525GHz
Modulation	Encrypted GFSK
Directivity	90deg. One Directional
Receiver Gain	Better than -90dBm
Power / Current	DC12V / Max.50mA
Output Format	26bit Wiegand and RS232
RS232 Format	9600bps, Parity None, 8 Data bits, 1 Stop bit
Bargate Output	Low Active Pulse (Open Collector Output: 250ms)
Receiving channel	125 channels
Channel selection	Automatic by Setting Card
Beeper	Built-in Piezo Buzzer
Operating Temperature	-35° to +65°C (-31°F to +149°F)
Operating Humidity	10% to 90% relative humidity non-condensing
Color / Material	Ivory / Polycarbonate / Aluminum
Weight / Dimension (W X H X T)	1.5Kg / 20mm x 200mm x 50mm



Model	IDA245
CPU	Low Power 8bit Microprocessor
Read Range	16' ~ 32'
Frequency	2.400GHz ~ 2.525GHz
Directivity	Omni Directional
Antenna	Monopole Antenna
TX Power	0dB, -5dB, -10dB, -20dB
Modulation	Encrypted GFSK
Wake-up Time	0.25s, 0.5s, 1s, 2s
Channel	Programmable 125ch
Tag ID numbers	Maximum 16 Millions ID Numbers + Site Code
Encryption	16bit IDTECK's Secured Algorithm
Power	3V Lithium Battery
Battery Life Time	5 Years (@1s Wake-up Time)
Operating Temperature	0° to +65? (+32°F to +149? )
Operating Humidity	10% to 90% relative humidity non-condensing
Weight / Dimension (W X H X T)	22g (0.05lbs) / 54mmX86mmX4.5mm (2.1"X3.4"X0.18")
Warranty	1 Year

**Minimum order is 50 cards.**

Model	Dealer	Minimum MSRP
<b>IDA245 (Active Card)</b>	\$22.00	\$
<b>IDA245-TH (Tag Holder)</b>	\$1.00	\$

## PRG2450 Active Tag Programmer



**PRG2450**

Model		PRG2450
CPU		Dual 8bit Microprocessor and ISM Band Receiver
Memory	Program Memory	2KByte ROM
	Data Memory	128Byte EEPROM
Reader		Built-in Long Range Reader
Overwrite Time (Card)		Less than 3sec
Power / Current		Adapter (AC110V / 220V, Output DC12V, 500mA)
Communication Port		RS232 Communication (DB9 Jack)
LED Indicator / Beeper		5 LED Indicators (Red, Green and Yellow) / Piezo Buzzer
Data Encryption		Crypto Encryption Algorithm
Software		PRG2450 Program Software Included
Operating Temperature		0° to +50°C (+32° to +122°F)
Operating Humidity		10% to 90% relative humidity non-condensing
Color / Material		Light Gray / HD-ABS
Weight / Dimension (W x H x T)		1090g (2.4lbs) / 157mmX198mmX120mm (6.18"X7.80"X4.72")

**PRG2450 Active Tag Programmer..... (Call for Price)**

## D. 13.56MHz Mifare Smart Card Readers

### SR10 / SR10RW / SR10B Mifare Smart Card Reader, Read / Writer ISO 14443 Type A Compatible



The **SR10** and **SR10RW** are **13.56 MHz ISO 14443 type A compatible Mifare** smart card readers. They have a read range of up to **4 inches**.

The **SR10** reads the chip number of the smart card and the **SR10RW** version reads / writes an encrypted card data, which is programmed into a sector on the card.

The **SR10RW** has a read / write capability through the reader's RS232 interface.

The **SR10B** reads programmed ID number onto the Mifare Smart Card and has its output data as Wiegand 26 bit.

They are architecturally designed to mount on **wood or metal door frames (mullion)** and operate with consistent performance and reliability in a durable and scratch resistant polycarbonate housing, which allows for easy installation. Any OEM proprietary format is available. It supports **26 / 34 Wiegand as well as RS232 and ABA Track II (magstripe) formats**.

Full epoxy potting ensures successful operation even in harsh environments.

It is vandal resistant and **100% weather proof and water proof**.

**UL, CE, and FCC approved. 3 year Warranty.**

Model	Dealer	Minimum MSRP
<b>SR10</b> (Read Mifare Chip Number)	\$	\$
<b>SR10RW</b> (Read/ Writes Mifare Card)	\$	\$
<b>SR10B</b> (Read Programmed ID data)	\$	\$

### SR30 / SR30RW / SR30B Mifare Smart Card Reader, Read / Write ISO 14443 Type A Compatible



The **SR30** and **SR30RW** are **13.56 MHz ISO 14443 type A compatible Mifare** smart card readers. They have a read range of up to 4 inches.

The **SR30** reads the serial number of the smart card and the **SR30RW** reads/writes an encrypted card data, which is programmed into a sector on the card and it has a read/write capability through the reader's RS232 interface

The **SR30B** reads programmed ID number onto the Mifare Smart Card and has its output data as Wiegand 26 bit.

They are architecturally designed to mount on a **single gang electrical box**. The readers have a durable and scratch resistant polycarbonate housing, which allows for easy installation. Any OEM proprietary format is available.

It supports 26 / 34 Wiegand as well as RS232 and ABA Track II (magstripe) formats. Indoor operation is recommended.

**UL, CE, and FCC approved. 3 year Warranty.**

Model	Dealer	Minimum MSRP
<b>SR30</b> (Read Mifare Chip Number)	\$	\$
<b>SR30RW</b> (Read/Writes Mifare Card)	\$	\$
<b>SR30B</b> (Read Programmed ID data)	\$	\$

**SRK101 / SRK101RW / SRK101B Mifare / Keypad Reader, Read / Write**  
**ISO 14443 Type A Compatible**



The **SRK101** and **SRK101RW** are 13.56 MHz ISO 14443 type A compatible Mifare smart card readers with built-in 12 key numeric back lit keypad which allows you to read Mifare® smart cards and enter PIN numbers for higher security level of access control applications. The unit provides a read range of up to 4 inches.

The **SRK101** reads the serial number of the smart card and the **SRK101RW** reads / writes an encrypted card data, which is programmed into a sector on the card.

The **SRK101B** reads programmed ID number onto the Mifare Smart Card and has its output data as Wiegand 26 bit.

Any OEM proprietary card format is available. The SRK101 and SRK101RW support 26/34 Wiegand as well as RS232 and ABA Track II (magstripe) formats.

The SRK101 has a high impact and scratch resistant polycarbonate housing and can be used successfully even in harsh environments.

It is vandal resistant and 100% weather proof.

**UL, CE, and FCC approved.**

One year Warranty.

Model	Dealer	Minimum MSRP
<b>SRK101</b> (Read Mifare Chip Number)	\$	\$
<b>SRK101RW</b> (Read / Writes Mifare Card)	\$	\$
<b>SRK101B</b> (Read Programmed ID data)	\$	\$

**PRG2000 Smart Card Programming Kit**  
**ISO 14443 Type A Compatible**



The **PRG2000 Smart Card Programming kit** is intended to allow the user to read / write and program data onto the designated sectors of Mifare smart cards. The kit contains a programmer, an application software CD, a power adaptor, software manual, and 5 ISC80 smart cards.

One year Warranty.

Model	Dealer	Minimum MSRP
<b>PRG 2000</b> Programmer Kit	\$	\$

## E. MIFARE SMART CARDS AND TAGS

### ISC80 Mifare Smart Card / ISO 14443 Type A Compatible



The **ISC80** is a very thin 13.56 MHz; ISO Standard credit card thickness (0.8mm) **high security digitally encrypted Mifare Smart Card**.

It has 8K bit (1KB) and 32K bit (4KB) memory capacity. It has very flat surface to print any photo ID and/or company logo and cardholder data on both sides of card.

It can be supplied without code and the **SR Readers** can read the smart card serial number, or it can be programmed using **PRG2000B** programming device and software, and this data can be read using the SRB range of Smart Card Readers. Optional Magnetic Stripe available.

**IHC80 8K bit (1KB)** is a **Hybrid ISO PVC card technology** of 8K bit Mifare Smart Card with 125 KHz Proximity coil antenna embedded and 32K bit (4KB) is also available.

One year Warranty.

Minimum order is 250 cards

Model	Dealer	Minimum MSRP
<b>ISC80 8K bit (1KB), (ISO PVC Card)</b>	\$	\$
ISC80M 8K bit-Hi Co	\$	\$
ISC80M 8K bit-Low Co	\$	\$
<b>ISC80 32K bit (4KB), (ISO PVC Card)</b>	\$	\$
ISC80M 32K bit-Hi Co	\$	\$
ISC80M 32K bit-Low Co	\$	\$
<b>IHC80 8K bit (1KB) Hybrid ISO PVC Card</b>	\$	\$
<b>IHC80 32K bit Hybrid ISO PVC Card</b>	\$	\$

### ISK50 Prox Key Tag

#### ISO 14443 Type A Compatible



The **ISK50** is a very small (only 4 grams) 13.56 MHz **high security digitally encrypted Mifare Smart Key Tag**.

It has 8K bit (1KB) memory capacity. It has a hole for a key ring or chain. It can be supplied non-programmed. **SR readers** can read the smart card serial number, or it can be programmed using PRG2000B programming device and software. This data can be read using the SRB Smart Card Readers.

It is small and durable enough to fit on a key ring.

One year Warranty.

Minimum order is 100 tags.

Model	Dealer	Minimum MSRP
<b>ISK50 (Mifare Keytag)</b> 8K bit (1K byte) memory	\$	\$

**IMC135 Mifare (Coin Sticker Tag)**  
**ISO 14443 Type A Compatible**



The **IMC135** is a very thin 13.56 MHz, adhesive backed **high security digitally encrypted Mifare Smart sticker Tag** approximately the size of a Quarter.

The IMC135 turns any existing ID badge or Wiegand, Magnetic stripe or other technology access card into a Mifare Smart Card. Just peel off the backing and stick it on to any badge, card, wallet, cell phone, or any other personal items.

**It is ideal to use on existing photo ID badges.** SR readers can read the smart card serial number, or it can be programmed using PRG2000B programming device and software, and this data can be read using the SRB Smart Card Readers.

One year Warranty.

**Minimum order is 100 stickers.**

Model	Dealer	Minimum MSRP
<b>IMC135(Mifare Coin Tag)</b>	\$	\$

**PRG2000B Smart Card Programming Kit for Finger Templates**  
**ISO 14443 Type A Compatible**



The **PRG2000B Smart Card Programming kit** is intended to allow the user to read / write and program data as well as enroll / verify fingerprint templates onto the designated sectors of Mifare smart cards.

The kit contains a programmer, an FGR006 SRB registration reader, an application software CD, a power adaptor, software manual, and a stand for the registration reader and 5 ISC80 smart cards.

One year Warranty.

Model	Dealer	Minimum MSRP
<b>PRG 2000B</b> Programmer Kit	\$	\$

# STANDALONE / NETWORK BIOMETRIC PRODUCTS

## F. FINGER BIOMETRIC PRODUCTS

### FINGER007 / FINGER007P / FINGER007SR

#### Access Control Unit with Finger Biometric / Proximity / Keypad and LCD



**The FINGER007** is an **intelligent field programmable Standalone / Network** Access Controller based on dual microprocessors, designed for the highest security access control and Time and Attendance (TA Version) with built-in 4" proximity reader, keypad, and fingerprint module with solid optical sensor for high reliability as well as easy operation.

**The Dual Pro I or II S/W** can Control and Monitor multiple chained Finger007, 505R of the series of single door products up to 256 doors via RS422, TCP/IP and Dial Modem.

**Finger Template Enrollment** will be done from the registration unit and/or local units. Those enrolled finger templates can be distributed to the local installed finger units' batch or individually via Dual Pro I S/W or Dual Pro II S/W. (See the details of Dual Pro I S/W and Dual Pro II S/W)

**The Finger007** can accommodate **1,000 users (optional 2,000 and 4,000 users)** and store 26,000 events.

Built-in 4" (10cm) proximity reader and fingerprint module offers various access modes in any combination of proximity cards, PIN numbers, and fingerprints. The user may change access mode by time schedule.

**The Finger007** incorporates 4 inputs and 4 outputs including 2 Form C relays, and has a port for an anti-passback exit reader. All I/Os and operating parameters are programmable using the keypad.

**Verification of Finger template** using proximity card takes **less than 1 Sec** and **1: many up to 4,000 will be less than 2 Sec**.

**Resolution of Finger Template:** 500dpi

**FAR (False Acceptance Ratio):** 0.001%

**FRR (False Rejection Ratio):** 0.1%

**Verification Time:** < 1 sec

**Identification Time:** < 2 sec

**Network Communications** are available via RS232/RS422 / RS485 Converter (CNP200), modem, or TCP/ IP with external converter (NetEye 1000SA).

**1: many Finger only Mode** is available 1,000, 2,000 and 4,000 user bases with **ENT key press**.

**Optional built-in Auto touch sensor** for 1: many, Finger Only Mode of 1,000, 2,000 and 4,000 are available

**Finger007SR** and **Finger007SRB** models are available with **Mifare Smart Card Reader**.

**ISO 14443 Type A Compatible**

**Finger007SRB** shall have a **memory capacity of 20,000 finger templates with 11,000 events buffer**.

**IDTeck Finger007** adapted various user-friendly operation modes of card only, pin only, and card and pin for people with scarred finger tips or with no finger templates at all.

**UL, CE, and FCC approved.**

One year Warranty

## **Finger Biometric Product Series Model Definitions:**

IDTeck Finger007 adapted various user-friendly operation modes of card only, pin only, and card and pin for people with scarred finger tips or with no finger templates at all.

a) **Finger007:** Standalone / Network Finger Biometric Access Control Unit with built-in 4" proximity reader / Key Pad and LCD display. 3 combinations of Fingerprint / Proximity / Key Pad are available.

**Finger007-1000:** Up to 1,000 Fingerprints capacity. Finger Only Mode by pressing 'Ent' key is available.

**Finger007-2000:** Up to 2,000 Fingerprints capacity. Finger Only Mode by pressing 'Ent' key is available.

**Finger007-4000:** Up to 4,000 Fingerprints capacity. Finger Only Mode by pressing 'Ent' key is available.

**Finger007-Auto-1K:** Up to 1,000 Fingerprints with built-in Auto Touch Sensor for Finger Only Mode. 1: Many.

**Finger007-Auto-2K:** Up to 2,000 Fingerprints with built-in Auto Touch Sensor for Finger Only Mode. 1: Many.

**Finger007-Auto-4K:** Up to 4,000 Fingerprints with built-in Auto Touch Sensor for Finger Only Mode. 1: Many

b) **Finger007P:** Standalone / Network Finger Biometric Access Control Unit with Key Pad and LCD display. Fingerprint / Key Pad dual operations are available.

**Finger007P-1000:** It has up to 1,000 Fingerprints capacity. Finger Only Mode by pressing 'Ent' key is available

**Finger007P-2000:** It has up to 2,000 Fingerprints capacity. Finger Only Mode by pressing 'Ent' key is available

**Finger007P-4000:** It has up to 4,000 Fingerprints capacity. Finger Only Mode by pressing 'Ent' key is available

**Finger007P-Auto-1K:** Up to 1,000 Fingerprints with built-in Auto Touch Sensor for Finger Only Mode. 1: Many.

**Finger007P-Auto-2K:** Up to 2,000 Fingerprints with built-in Auto Touch Sensor for Finger Only Mode. 1: Many.

**Finger007P-Auto-4K:** Up to 4,000 Fingerprints with built-in Auto Touch Sensor for Finger Only Mode. 1: Many.

c) **Finger007SR:** Mifare Smart Card Reader built-in Standalone Finger Biometric with Keypad and LCD.

\* SR series shall read the serial number of Mifare card.

\* SRB series shall read Mifare card number as 26 bit Wiegand that is programmed onto the designated sector.

**Finger007SR-1000:** It reads the Mifare card chip number and stores 1,000 users' finger templates.

**Finger007SR-2000:** It reads the Mifare card chip number and stores 2,000 users' finger templates.

**Finger007SR-4000:** It reads the Mifare card chip number and stores 4,000 users' finger templates.

**Finger007SRB:** It reads the enrolled user finger template onto the Mifare Smart Card and verifies it.

**Finger007SRB shall have a memory capacity of 20,000 finger templates with 11,000 events buffer.**

**Price List to next page**

**Finger007: Standalone / Network Finger Biometric ACU with Proximity, Keypad, and LCD Display**

Model	Dealer	Minimum MSRP
<b>FINGER007-1000 Users</b>	\$	\$
FINGER007-AUTO-1K (1000 users with 1:N Auto touch sensor)	\$	\$
<b>FINGER007-2,000 Users</b>	\$	\$
FINGER007-AUTO-2K (2000 users with 1:N Auto touch sensor)	\$	\$
<b>FINGER007-4,000 Users</b>	\$	\$
FINGER007-AUTO-4K (4000 users with 1:N Auto touch sensor)	\$	\$

**Finger007P: Standalone / Network Finger Biometric ACU with Keypad and LCD Display**

Model	Dealer	Minimum MSRP
<b>FINGER007P-1000 Users</b>	\$	\$
FINGER007P-AUTO-1K (1000 users with 1:N Auto touch sensor)	\$	\$
<b>FINGER007P-2,000 Users</b>	\$	\$
FINGER007P-AUTO-2K (2000 users with 1:N Auto touch sensor)	\$	\$
<b>FINGER007P-4,000 Users</b>	\$	\$
FINGER007P-AUTO-4K (4000 users with 1:N Auto touch sensor)	\$	\$

**Finger007SR: Standalone / Network Finger Biometric ACU with MIFARE® Smart Card Reader (SR), Keypad and LCD Display  
ISO 14443 Type A Compatible and reads Mifare Chip Number**

Model	Dealer	Minimum MSRP
<b>FINGER007SR -1000 Users</b>	\$	\$
<b>FINGER007SR -2000 Users</b>	\$	\$
<b>FINGER007SR- 4000 Users</b>	\$	\$ 0
<b>FINGER007SR – AUTO-1K</b>	\$	\$
<b>FINGER007SR – AUTO-2K</b>	\$	\$
<b>FINGER007SR – AUTO-4K</b>	\$	\$

**Finger007SRB: A series of Finger007SR. It reads and verifies those enrolled finger templates. Finger007SRB shall have a memory capacity of 20,000 finger templates with 11,000 events buffer.**

Model	Dealer	Minimum MSRP
<b>FINGER007SRB</b>	\$	\$

**\*\* COMPATIBLE SOFTWARES WITH THE FINGER BIMETRIC PRODUCTS**

**\* Dual Pro I S/W: Single PC operational S/W for Finger007 / 505R / Icon100 (Access Database)**

Model	Dealer	Minimum MSRP
<b>StarWatch Dual Pro I (PC Based)</b>	\$	\$

**\* Dual Pro II S/W: Host with multiple client users' S/W for Finger007 / 505R / Icon100 (SQL, MSDE)**

Model	Dealer	Minimum MSRP
<b>StarWatch Dual Pro II – (Host Server)</b>	\$	\$
<b>StarWatch Dual Pro II CL 1 – Single User</b>	\$	\$
<b>StarWatch Dual Pro II CL 5 – 5 Users</b>	\$	\$
<b>StarWatch Dual Pro II CL 10 – 10 Users</b>	\$	\$

# STARWATCH SECURITY CONTROL & MANAGEMENT S/W SERIES

## STARWATCH DUAL PRO I



**StarWatch Dual Pro I** is an exclusive access control and facility management S/W with a **single PC operation** for **Finger007** and **505R**.

It provides full access control features with user defined alarm graphic maps, drag and drop alarm icons, as well as multiple language support (English, Spanish, Chinese, Japanese and Korean). It also has a language conversion table menu and it can be translated into the customer's defined language.

### Access Database

Windows 2000 Professional / Server, Windows XP Home / Professional

Model	Dealer	Minimum MSRP
StarWatch Dual Pro I (PC Based)	\$	\$

## STARWATCH DUAL PRO II



**StarWatch Dual Pro II** is an exclusive access control and facility management S/W with **multi users' server / client operation** for **Finger007** and **505R**.

It provides full access control features with user define alarm graphic maps, drag and drop alarm icons, as well as multiple language support (English, Spanish, Chinese, Japanese and Korean). It also has a language conversion table menu and it can be translated to the customer's defined language.

### SQL Server 2000 / MSDE

Windows 2000 Professional / Server, Windows XP Professional

Model	Dealer	Minimum MSRP
StarWatch Dual Pro II - (Host Server)	\$	\$
StarWatch Dual Pro II CL 1 - Single User	\$	\$
StarWatch Dual Pro II CL 5 - 5 Users	\$	\$
StarWatch Dual Pro II CL 10 - 10 Users	\$	\$

## **G. SLAVE FINGER BIOMETRIC READER**

**FINGER006 / FINGER006P / FINGER006-EX / FINGER006SR / FINGER006SRB**

**Slave Finger Biometric Reader with Proximity / Keypad and LCD**



The **FINGER006** is **Finger Biometric Slave Reader for the 3rd party's controller integration** as a reader. It has a built-in proximity reader, back-lit keypad and LCD display, and finger print module with solid optical sensor for high reliability and easy operation.

**Verification and Data Transfer to Control Panel:** This user-friendly device allows easy registration of a proximity card, PIN number, and two fingerprints for each user. Once the Enrolled Fingerprints are verified, user's proximity card with Wiegand 26 or higher data format and/or pin number data, will be transferred to the connected control panel.

**Finger Template Enrollment** with the 3<sup>rd</sup> party's control panel will be done from the registration unit and/or local units. The enrolled finger templates can be distributed to the local installed finger units' batch or individually via **StarWatch Fingerprint Reader Pro S/W**. (See details of StarWatch Fingerprint Reader Pro)

The **Finger006** can accommodate **1,000** users (**optional 2,000** and **4,000** users)

**Verification of Finger template** using proximity card takes **less than 1 Sec** and **1: many up to 4,000 will be less than 2 Sec**.

**Resolution of Finger Template:** 500dpi

**FAR** (False Acceptance Ratio): 0.001%

**FRR** (False Rejection Ratio): 0.1%

**Verification Time:** < 1 sec

**Identification Time:** < 2 sec

**Finger006P-EX Series** will be able to upgrade the existing proximity and magnetic reader system to Finger Biometric using the same cards without any replacements. The existing reader will be connected to the Finger006P-EX reader input line and our biometric data line will be connected to the installed control panel.

**1: many Finger only Mode** is available 1,000, 2,000 and 4,000 user bases with **ENT key press**.

An optional built-in Auto touch sensor for 1: many, Finger Only Mode of 1,000, 2,000 and 4,000 are available

**IDTeck Finger006** adapted various user-friendly operation modes of card only, pin only, and card and pin for people with scarred finger tips or with no finger templates at all.

**Finger006SR** and **Finger006SRB** models are available with **Mifare Smart Card Reader**.

**ISO 14443 Type A Compatible**

The **Finger006SRB** finger template capacity of user shall be related with the cardholder capacity of its control panel.

**UL, CE, and FCC approved.**

One year Warranty.

## Slave Finger Biometric Reader Series Model Definitions:

**IDTeck Finger006** adapted various user-friendly operation modes of card only, pin only, and card and pin for people with scarred finger tips or with no finger templates at all.

- a) **Finger006:** Finger Biometric Slave Reader of 4" Proximity reader built-in, Keypad and LCD Display.  
3 Combinations of Fingerprint / Proximity / Key Pad are available.

It supports 26 Wiegand or higher output formats as well as ABA Track II.

**Finger006-1000:** Up to 1,000 Fingerprints capacity. Finger Only Mode by pressing 'Ent' key is available.

**Finger006-2000:** Up to 2,000 Fingerprints capacity. Finger Only Mode by pressing 'Ent' key is available.

**Finger006-4000:** Up to 4,000 Fingerprints capacity. Finger Only Mode by pressing 'Ent' key is available.

**Finger006-Auto-1K:** Up to 1,000 Fingerprints with built-in Auto Touch Sensor for Finger Only Mode. 1: Many.

**Finger006-Auto-2K:** Up to 2,000 Fingerprints with built-in Auto Touch Sensor for Finger Only Mode. 1: Many.

**Finger006-Auto-4K:** Up to 4,000 Fingerprints with built-in Auto Touch Sensor for Finger Only Mode. 1: Many

- b) **Finger006P:** Finger Biometric Slave Reader with Keypad and LCD Display.

Fingerprint / Key Pad dual operations are available.

It supports 26 Wiegand or higher output formats as well as ABA Track II.

**Finger006P-1000:** It has up to 1,000 Fingerprints capacity. Finger Only Mode by pressing 'Ent' key is available

**Finger006P-2000:** It has up to 2,000 Fingerprints capacity. Finger Only Mode by pressing 'Ent' key is available

**Finger006P-4000:** It has up to 4,000 Fingerprints capacity. Finger Only Mode by pressing 'Ent' key is available

**Finger006P-Auto-1K:** Up to 1,000 Fingerprints with built-in Auto Touch Sensor for Finger Only Mode. 1: Many.

**Finger006P-Auto-2K:** Up to 2,000 Fingerprints with built-in Auto Touch Sensor for Finger Only Mode. 1: Many.

**Finger006P-Auto-4K:** Up to 4,000 Fingerprints with built-in Auto Touch Sensor for Finger Only Mode. 1: Many.

- c) **Finger006SR:** MIFARE® Smart Card Reader built-in Standalone Finger Biometric with Keypad and LCD.

\* SR series shall read the serial number of Mifare cards and have 26 / 34 Wiegand output format.

\* **SRB series** shall send Mifare card number as 26 bit Wiegand that is programmed onto the designated sector to its connected controller.

**The Finger006SRB** finger template capacity of user shall be related with the cardholder capacity of its control panel.

**Finger006SR-1000:** It reads the Mifare card chip number and stores 1,000 users' finger templates.

**Finger006SR-2000:** It reads the Mifare card chip number and stores 2,000 users' finger templates.

**Finger006SR-4000:** It reads the Mifare card chip number and stores 4,000 users' finger templates.

**Finger006SRB:** It verifies the enrolled user finger templates onto the Mifare Smart Card via PRG2000B Kit and sends the programmed Smart Card number data to its connected control panel.

**Price List to next page**

**Finger006: Slave Finger Biometric Reader with built-in 4” Prox reader (Wiegand 26 bit or higher format as an output), Keypad and LCD Display**

Model	Dealer	Minimum MSRP
<b>FINGER006-1000</b> Users	\$	\$
FINGER006-AUTO-1K (Auto touch sensor for up to 1000 users)	\$	\$
<b>FINGER006-2,000</b> Users	\$	\$
FINGER006-AUTO-2K (Auto touch sensor for up to 2000 users)	\$	\$
<b>FINGER006-4,000</b> Users	\$	\$
FINGER006-AUTO-4K (Auto touch sensor for up to 4000 users)	\$	\$

**Finger006EX: Slave Finger Biometric Reader with External 3<sup>rd</sup> Party Wiegand 26 Bit Reader interface, Keypad, and LCD**

Model	Dealer	Minimum MSRP
<b>FINGER006EX-1000</b> Users	\$	\$
<b>FINGER006EX-2,000</b> Users	\$	\$
<b>FINGER006EX-4,000</b> Users	\$	\$

**Finger006P: Slave Finger Biometric Reader with (4, 8 bit burst and 3x4 Matrix Output) Keypad and LCD**

Model	Dealer	Minimum MSRP
<b>FINGER006P-1000</b> Users	\$	\$
FINGER006P-AUTO-1K (Auto touch sensor for up to 1000 users)	\$	\$
<b>FINGER006P-2,000</b> Users	\$	\$
FINGER006P-AUTO-2K (Auto touch sensor for up to 2000 users)	\$	\$
<b>FINGER006P-4,000</b> Users	\$	\$
FINGER006P-AUTO-4K (Auto touch sensor for up to 4000 users)	\$	\$

**Finger006SR / Finger006SRB: Slave Finger Biometric Reader with MIFARE® Smart Card Reader, Keypad, and LCD Display**

**ISO 14443 Type A Compatible.**

**26 bit Wiegand or higher outputs available. Optional ABA Track II output**

The Finger006SRB finger template capacity of user shall be related with the cardholder capacity of its control panel.

Model	Dealer	Minimum MSRP
<b>FINGER006SR -1000</b> Users	\$	\$
<b>FINGER006SR -2000</b> Users	\$	\$
<b>FINGER006SR -4000</b> Users	\$	\$
<b>FINGER006SRB</b>	\$	\$

**FGR006 / FGR006EX / FGR006SR / FGR006SRB**  
**Finger Biometric Reader**



The **FGR006** is a **Finger Biometric Slave Reader** for the **3rd party's controller integration**. It has a 4" built-in proximity reader and a fingerprint module with solid optical sensor for high reliability and easy operation.

**Verification and Data Transfer to Control Panel:** This user-friendly device allows easy registration of a proximity card and two fingerprint templates for each user. Once the Enrolled Fingerprints are verified, user's proximity card with Wiegand 26 or higher data format will be transferred to the connected control panel.

**Finger Template Enrollment** with the 3<sup>rd</sup> party's control panel will be done from registration unit and/or local units, those enrolled finger templates can be distributed to the local installed finger units' batch or individually via **StarWatch Fingerprint Reader Pro S/W**. (See details of StarWatch Fingerprint Reader Pro)

The **FGR006** can accommodate **1,000 users (optional 2,000 and 4,000 users)**

**Verification of Finger template** using proximity card takes **less than 1 Sec** and **1: many up to 4,000 will be less than 2 Sec.**

**Resolution of Finger Template:** 500dpi / **FAR** (False Acceptance Ratio): 0.001%

**FRR** (False Rejection Ratio): 0.1% / **Verification Time:** < 1 sec / **Identification Time:** < 2 sec

An optional built-in Auto touch sensor for 1: many, Finger Only Mode of 1,000, 2,000 and 4,000 are available

**FGR006-EX Series** will be able to upgrade the existing proximity and magnetic reader system to Finger Biometric using the same cards without any replacements. The existing reader will be connected to the FGR006-EX reader input line and our biometric data line will be connected to the installed control panel.

**IDTeck FGR006** adapted various user-friendly operation of card only mode for people with scarred finger tips or with no finger templates at all.

**FGR006SR** and **FGR006SRB** models are available with Mifare Smart Card Reader.  
 ISO 14443 Type A Compatible

The **FGR006SRB** finger template capacity of user shall be related with the cardholder capacity of its control panel.

\*SR series shall read the serial number of Mifare card and SRB shall read designated Mifare sectors' data

**UL, CE, and FCC approved.**

One year Warranty.

**FGR006: Slave Finger Biometric Reader with built-in 4" Prox reader (Wiegand 26 bit or higher output)**

Model	Dealer	Minimum MSRP
<b>FGR006-1000</b> Users	\$	\$
FGR006-AUTO-1K	\$	\$
<b>FGR006-2,000</b> Users	\$	\$
FGR006-AUTO-2K	\$	\$
<b>FGR006-4,000</b> Users	\$	\$
FGR006-AUTO-4K	\$	\$

**Price List continues to Next Page**

**FGR006EX: Slave Finger Biometric Reader with External 3<sup>rd</sup> Party Wiegand 26 Bit Reader interface**

Model	Dealer	Minimum MSRP
<b>FGR006EX-1000</b> Users	\$	\$
<b>FGR006EX-2,000</b> Users	\$	\$
<b>FGR006EX-4,000</b> Users	\$	\$

**FGR006SR / FGR006SRB: Slave Finger Biometric Reader with MIFARE® Smart Card Reader (SR or SRB), ISO 14443 Type A Compatible**

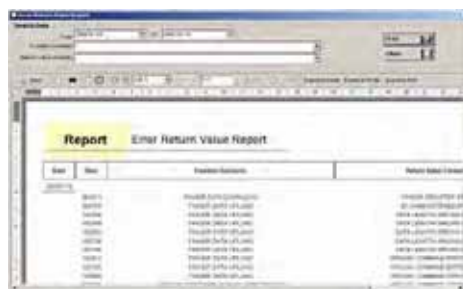
Model	Dealer	Minimum MSRP
<b>FGR006SR-1000</b> Users	\$	\$
<b>FGR006SR-2,000</b> Users	\$	\$
<b>FGR006SR-4,000</b> Users	\$	\$
<b>FGR006SRB</b>	\$	\$

**StarWatch Fingerprint Reader Pro  
Biometric Template Management Software (BTMS)**

The **StarWatch Fingerprint Reader Pro Software** manages finger template enrollment from **Finger006, FGR006 series, and Hamster registration terminal**. It also broadcasts upload / download enrolled finger templates to other finger reader terminals by individually and/or batch via RS232C, RS422, TCP/IP, and optional Communication socket (Jack type) from IDTeck.

User ID & registration reports can be created with StarWatch Fingerprint Reader Pro S/W and it provides Help Menus, Tree View, List View, and Tool Bars as well.

Registered ID and Card Data can be exported to other manufacture’s access control S/W by Excel, Text, and other available formats.



Model	Dealer	List
<b>All IDTeck Finger Models shall be used as a Finger Registration Terminal</b>		
<b>Hamster Registration Terminal</b>	\$	\$
<b>StarWatch Fingerprint Reader Pro S/W is Free of Charge</b>		

## H. FACIAL RECOGNITION READERS

### FACE007 Facial Recognition / Prox Reader (Coming Soon)



TheFACE007 is an intelligent Standalone Single Door Access Controller based on dual microprocessors is designed for the highest security access control with built-in proximity reader, keypad, and facial recognition module with full 3-D color imaging for high reliability as well as easy operation. The system can accommodate 10,000 users and it has a 23,000 event transaction buffer. Built-in 10cm proximity reader and facial recognition module offers various access modes in any combination of proximity cards, PIN numbers, and facial templates and the user may change access mode by time schedule. Verification of the facial image using prox card identification takes less than 1 second. Network Communication is available via RS232/RS422/RS485, modem, or via TCP/IP with external converter. It is designed to meet UL requirements and **CE and FCC approved**. One year Warranty.

#### 125 KHz Proximity Card Reader and Facial Verification Unit, Keypad and LCD Display

Model	Dealer	Minimum MSRP
FACE007	\$	\$

#### External OEM Card reader interface with Facial Verification Unit, Keypad and LCD Display

Model	Dealer	Minimum MSRP
FACE007-P	\$	\$

### FACE006 Facial Recognition / Prox Reader (Coming Soon)



The FACE006 has a built-in proximity reader, back-lit keypad and LDC display, and camera module with full 3-D color imaging for high reliability as well as easy operation. This user-friendly device allows easy registration of a proximity card, PIN number and facial template for each user. The system can accommodate 10,000 users and it has a 23,000-event transaction buffer. Built-in 10cm range proximity reader and keypad module offers various access modes in any combination of proximity cards, PIN numbers and facial templates and the user may change access mode by time schedule. Verification of the facial image using prox card identification takes less than 1 second. Network Communications is available via RS232/RS422/RS485, modem or via TCP/IP with external converter. It is designed to meet UL requirements and **CE and FCC approved**. One year Warranty.

#### 125 KHz Proximity Card Reader and Facial Verification Unit, Keypad and LCD Display

Model	Dealer	Minimum MSRP
FACE006	\$	\$
FACE006P	\$	\$

#### External OEM Card reader interface with Facial Verification Unit, Keypad and LCD Display

Model	Dealer	Minimum MSRP
FACE006EX	\$	\$

### FRM10K Facial Recognition OEM Module..... (Call for Price)

# STANDALONE / NETWORK PRODUCTS

## L. STANDALONE / NETWORK PRODUCTS

### 505R

#### Access Control Unit with 125 KHz Proximity and Keypad



The **505R** is an **intelligent field programmable Standalone / Network** Access Controller based on dual microprocessors is designed for the highest security access control and Time and Attendance (TA Version) with built-in 4" proximity reader and keypad for high reliability as well as easy operation.

The **Dual Pro I or II S/W** can Control and Monitor multiple chained Finger007, 505R of the series of single door products up to 256 doors via RS422, TCP/IP and Dial Modem.

The **505R** incorporates 4 inputs and 4 outputs including 2 Form C relays, and has a port for an anti-passback exit reader. All I/Os and operating parameters are programmable using the keypad. The unit provides a read range of up to 4 inches.

It supports Wiegand as well as RS232 and ABA Track II (magstripe) formats.

Built-in 4" (10cm) proximity reader offers various access modes in any combination of proximity cards, PIN numbers and the user may change access mode by time schedule. It has 10,000 card holder's memory capacity and 7,500 event memory buffer with dynamic memory control.

**Network Communication** is available via RS232/RS422/RS485, modem, or via TCP/IP with external converter. The unit has a high impact and scratch resistant polycarbonate housing and can be used successfully even in harsh environments. It is vandal resistant and 100% weather proof.

**UL, CE, and FCC approved.** One year Warranty.

Model	Dealer	Minimum MSRP
<b>505R</b> (10,000 Users with RF)	\$	\$
<b>505M</b> (10,000 Users with Mag Reader)	\$	\$

### SR505R

#### Access Control Unit with 13.56 MHz Mifare Reader and Keypad

#### ISO 14443 Type A Compatible



The **SR505R** is a 13.56 MHz ISO 14443 type A compatible Mifare smart card reader with built-in 16 key numeric backlit keypad and LCD display which allows you to read Mifare smart cards and enter PIN numbers for higher security level of access control applications and enter codes into the system for Time and Attendance applications.

The **RFK505** is a Proximity Reader with Keypad and LCD. It has 26 bit Wiegand or higher format, ABA Track II magnetic, and RS232C outputs.

The Same Specifications with 505R above

**UL, CE, and FCC approved.** One year Warranty.

Model	Dealer	Minimum MSRP
<b>SR 505R</b>	\$	\$
<b>RFK505</b>	\$	\$

\* **Dual Pro I:** Single PC operational S/W for Finger007 / 505R / Icon100 (Access Database)

\* **Dual Pro II:** Host with multiple client users' S/W for Finger007 / 505R / Icon100 (SQL, MSDE)

# 100R PIN and Proximity Standalone Single Door Controller



The **100R** is a 125 KHz high security, digitally encrypted, built-in proximity reader with key pad single door controller, which allows you to read proximity cards and enter PIN numbers for a low cost access control solution as well as an alarm unit.

The unit can store up to 512 users and can be programmed through the keypad using a master card.

The **100R** incorporates 5 inputs and 4 outputs including 2 Form C relays, and has a port for an exit reader. It provides **arming and disarming mode** as an alarm device.

**Its TTL output will be interfaced with any alarm control panel providing 26 Wiegand output.**

The unit provides a read range, up to 4 inches with passive proximity cards and 15 inches with active cards.

It is architecturally designed to mount on a single gang electrical box.

It has an RS 232 port for communication to a lap top. The 100R has a high impact and scratch resistant polycarbonate housing and can be used successfully even in harsh environments.

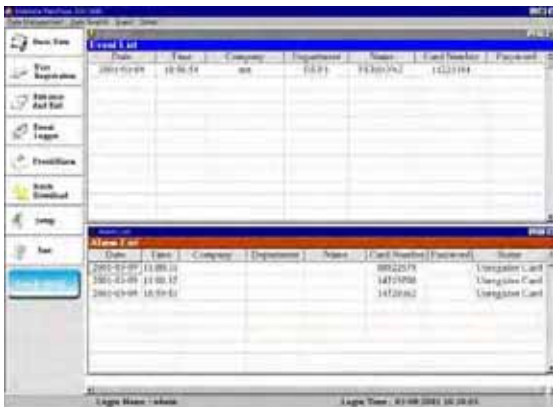
The **StarWatch 100R Pro** is the software that controls and monitors the 100R via RS232 interface.

The 100R is vandal resistant and 100% weather proof.

**UL, CE, and FCC approved.** One year Warranty.

Model	Dealer	Minimum MSRP
<b>100R (512 Users)</b>	\$	\$
<b>Star 100R Pro Software is Free of Charge</b>		

## StarWatch 100R Pro



- Upload/Download ID's, Lock Type, Door Open Time, Sensors
- Time & Attendance Management
- Real Time Monitoring of Events and Alarm
- Batch Upload/Download
- Reports: Group, ID's, Events and Alarm
- Reports Export to MS-Excel or Text file Format
- Database Backup/Restore
- SDK Available

## PIN 120 / PIN Pad Only Single Door Access Controller



The **PIN 120** is a 12 key numeric back lit keypad which allows you to enter individual PIN numbers for a higher security level of access control applications. The unit can store up to 512 users with user defined 4 - 6 digit PIN numbers, and can be programmed through the keypad. The PIN 120 incorporates with one exit device input and 2 Form C relay outputs. The unit has a multiple trial attempt error alarm and a keypad lockout feature. Three LEDs indicate the unit's operational and programming mode. It is architecturally designed to mount on a single gang electrical box. The PIN 120 has a high impact and scratch resistant polycarbonate housing and can be used successfully even in harsh environments.

The PIN120 is vandal resistant and 100% weather proof.

UL, CE, and FCC approved. One year Warranty.

Model	Dealer	Minimum MSRP
<b>PIN 120 (512 Users)</b>	\$	\$

## RFL200 / RFL200C / Standalone / Network Controller built-in 4" Prox



The **RFL200** is a 125 KHz high security, digitally encrypted standalone 4" proximity card reader with the ability to store up to 512 cardholders. It provides a read range, up to 15 inches with active cards, and it incorporates one input for an exit push button and one output for the electric striker. It is designed for simplicity in mounting and requires a 12 Volt DC power supply. The reader has durable and scratch resistant polycarbonate housing. Full epoxy potting ensures successful operation even in harsh environments. **RFL200C offers RS485 multi-drop capability in conjunction with the RFL200C Interface Controller Board. The events / alarm data can be monitored and controlled by the StarWatch RFL200C Pro Software.**



**When installation of RFL200C is less than 16 units**, The Interface controller board will not be required in the event of utilizing the RFL200C Pro S/W.

The RFL200 is vandal resistant and 100% weather proof.

UL, CE, and FCC approved. One year Warranty.

Model	Dealer	Minimum MSRP
<b>RFL200 (512 Users)</b>	\$	\$
<b>RFL200C (512 Users)</b>	\$	\$
<b>RFL200C Pro Software is Free of Charge</b>		
<b>RFL200C Interface Controller Board</b>	\$	\$

## STARWATCH RFL200C Pro Software



- Compatible to RFL200C and Interface Controller
- Database: Microsoft Access 2000
- Uploads/Download ID's, Lock Type, Door Open time, Sensors
- Access Group & Time Schedule Management
- Real Time Monitoring of Events and Alarm
- Individual Door Control and Monitoring Status
- Report: Group, ID's Events, and Alarm
- Report Export to MS-Excel or text file format
- Communication Monitoring
- Supports up to 99 ports or TCPIP (converter required)
- SDK available

## Proximity Door Lock Deadbolt

### STAR PDL300



**STAR PDL300** is an intelligent battery operated on-door Deadbolt system that operates with 4 x AA size Batteries using proximity cards and/or key tags. The unit may be mounted on doors without the need to replace the existing lock set. The PDL300 has non-volatile memory and stores up to 512 cardholders even without batteries. The built in proximity reader gives easy and convenient operation with two color LED and an audible indicator. There are selectable Manual and Automatic modes of operation, with a built in Infra Red sensor which turns on the proximity reader when the user approaches it with a card or tag. Normal battery life is more than 20,000 door open operations or up to three years, and the unit is provided with a Low Battery alarm. Mechanical keys are provided for Emergency unlocks, and an external 9 Volt battery connector is provided for emergency battery power. **CE and FCC approved.** One year Warranty.

Model	Dealer	Minimum MSRP
<b>PDL 300</b>	\$	\$

### STAR PDL200



**The PDL200** is a deadbolt door lock with Proximity reader and PIN data entry.

It has non-volatile memory and stores up to 512 cardholders even without batteries. The built in proximity reader gives easy and convenient operation with two color LED and an audible indicator. The unit also has built in PIN Operation facility as an alternative to cards and key tags. There are selectable Manual and Automatic modes of operation, with a built in Infra Red sensor which turns on the proximity reader when the user approaches it with a card or tag.

**CE and FCC approved.** One year Warranty.

Model	Dealer	Minimum MSRP
<b>PDL 200</b>	\$	\$

### STAR PDL210



**The PDL210** is a deadbolt door lock with PIN data (password) entry.

It operates with a 4-12 digit password and provides silence mode and secure mode as well as 5 times try-out alarm and lock out functions.

**CE and FCC approved.**

One year Warranty.

Model	Dealer	Minimum MSRP
<b>PDL 210</b>	\$	\$

# SECURITY ACCESS & ALARM CONTROL PANEL

## J. INTELLIGENT MULTI-DOOR CONTROL PANELS

### ITDC 2 Door Control Panel

#### ITDC 2 Door Nema Pack



The **ITDC 2 Door Controller** is a small and medium sized, **intelligent field programmable Standalone / Network access control panel** from IDTECK.

It provides an extremely cost-effective and unparalleled powerful integrated access control and facility management solution with the **StarWatch ITDC Pro S/W** and its modulated **Elevator Pro** (an elevator control & monitor S/W module with ITDC-EL control panel), **ID badge Pro** (ID Badge graphic printing S/W with Eltron, Fargo etc.), and **View Pro S/W** (integrated with 4, 6, 8, 16, and 32 Ch Video Surveillance S/W modules).

The **ITDC 2 Door controller** is also configurable for either 2 readers or 4 readers with stackable EIO88 board. Built-in RJ45 LAN socket will allow an immediate TCP/IP communication with optional add-on LAN module (IIM7100A).

**ITDC 2 Door Controller** has 2 reader inputs, 4 form C-relays and 3TTL as outputs, 7 isolated inputs, and 21 LEDs for system status notification as well as self diagnostic display. RS232C/RS422 (CNP200), TCP/IP (Optional stackable LAN Module IIM7100A is required), and Dial Modem communication support.

**Its dynamic memory control** will be able to reallocate the standard 20,000 card holder memory and 20,000 event buffer capacities. It supports 26 bit Wiegand or higher reader input formats, ABA Track II, and Mifare Smart Card reader inputs.

**ITDC 2 Door Nema Pack** has an integrated tamper switch, 3 LEDs for system status indication on the front cover, one 2 door controller board, and a maintenance-free 3 Amp power supply in the heavy-duty steel enclosure.

The **StarWatch ITDC Pro** is an exclusive access control and facility management S/W for **ITDC 2-4 Control Panel**. (Please see the details of StarWatch ITDC Pro I and ITDC Pro II)

It shall be used with any of the proximity readers (26 bit Wiegand or higher) and IDTECK Biometric Products.

Model	Dealer	Minimum MSRP
<b>iTDC 2 Door Control Board</b>	\$	\$
<b>iTDCSR 2 Door Control Board</b>	\$	\$
<b>* EIO88 Board</b>	\$	\$
<b>* TCP-IP LAN Module (IIM7100A)</b>	\$	\$
<b>iTDC 2 Door Nema Pack</b>	\$	\$
<b>* LCD module and Program Keypad</b>	\$	\$

\* **StarWatch ITDC Pro I:** Single PC operational S/W for ITDC 2-4 Control Panels (Access Database)

\* **StarWatch ITDC Pro II:** Host with multiple client users' S/W for ITDC 2-4 Control Panels (SQL, MSDE)


\* **View Pro:** Integrated Video Surveillance Solution S/W ( )

\* **ID Badge Pro:** Integrated ID Badge graphic printing S/W with Eltron, Fargo etc

\* **Elevator Pro:** Integrated Elevator control & monitor S/W module with ITDC-EL control panel

## ITDC 4 Door Control Panel

### ITDC 4 Door Nema Pack



**ITDC 4 Door Controller** is a small and medium sized, **intelligent field programmable Standalone / Network access control panel** from IDTECK.

It provides an extremely cost-effective and unparalleled powerful integrated access control and facility management solution with the **StarWatch ITDC Pro S/W** and its modulated **Elevator Pro** (an elevator control & monitor S/W module with ITDC-EL control panel), **ID badge Pro** (ID Badge graphic printing S/W with Eltron, Fargo etc.) and **View Pro S/Ws** (integrated with 4, 6, 8, 16, and 32 Ch Video Surveillance S/W modules).

**Built-in RJ45 LAN socket** will allow an immediate TCP/IP communication with optional add-on LAN module (IIM7100A).

**ITDC 4 Door Controller** has 4 reader inputs, 12 form C-relays and 3 TTL outputs, 15 isolated inputs, and 21 LEDs for system status notification as well as self diagnostic display. RS232C/RS422 (CNP200), TCP/IP (Optional stackable LAN Module IIM7100A is required), and Dial Modem communication support.

**Its dynamic memory control** will be able to reallocate the standard 20,000 card holder memory and 20,000 event buffer capacities. It supports 26 bit Wiegand or higher reader input formats, ABA Track II, and Mifare Smart Card reader inputs.

**ITDC 4 Door Nema Pack** has an integrated tamper switch, 3 LEDs for system status indication on the front cover, one 4 door controller board, one EIO88, and two maintenance-free 3 Amp power supplies in the heavy-duty steel enclosure.

**The StarWatch ITDC Pro** is an exclusive access control and facility management S/W for **ITDC 2-4 Control Panel**, (Please see the details of StarWatch ITDC Pro)

It shall be used with any of proximity readers (26 bit Wiegand or higher) and IDTECK Biometric Products.

Model	Dealer	Minimum MSRP
<b>iTDC 4 Door Control Board + EIO88</b>	\$	\$
<b>iTDCSR 4 Door Control Board</b>	\$	\$
<b>iTDC 4 Door Nema Pack</b>	\$	\$
<b>* TCP-IP LAN Module</b>	\$	\$
<b>* LCD module and Program Keypad</b>	\$	\$

\* **StarWatch ITDC Pro I:** Single PC operational S/W for ITDC 2-4 Control Panels (Access Database)

\* **StarWatch ITDC Pro II:** Host with multiple client users' S/W for ITDC 2-4 Control Panels (SQL, MSDE)


\* **View Pro:** Integrated Video Surveillance Solution S/W.

\* **ID Badge Pro:** Integrated ID Badge graphic printing S/W with Eltron, Fargo etc.

\* **Elevator Pro:** Integrated Elevator control & monitor S/W module with ITDC-EL control panel.

# ELEVATOR CONTROL PANEL

## ITDC-EL Nema Pack



**ITDC Elevator Control Panel** is a small and medium sized, **intelligent field programmable Standalone / Network elevator control panel** from IDTECK.

**The StarWatch ITDC Pro S/W** and its modulated **Elevator Pro S/W** (an elevator control & monitor S/W module with ITDC-EL control panel) provides an extremely cost-effective and unparalleled powerful integrated access control and building elevator management solution.

**The Elevator Pro S/W** can control elevators up to 64 floors. One ITDC-EL Pack will control 12 floors and up to 32 control panels can be chained per loop via RS232C/RS422 (CNP200), TCP/IP (Optional stackable LAN Module IIM7100A is required)

Built-in RJ45 LAN socket will allow an immediate TCP/IP communication with optional add-on LAN module (IIM7100A).

It supports 26 bit Wiegand or higher reader input formats, ABA Track II, and Mifare Smart Card reader inputs.

**ITDC Elevator Control Panel** has 4 reader inputs, 12 form C-relays and 3TTL as outputs, 15 isolated inputs and 21 LEDs for system status notification as well as self diagnostic display. RS232C/RS422 (CNP200), TCP/IP (Optional stackable LAN Module IIM7100A is required), and Dial Modem communication support. Its dynamic memory control will be able to reallocate the standard 20,000 card holder memory and 20,000 event buffer capacities. **It shall be compatible only with ITDC control panel series.**

**ITDC-EL Nema Pack** has an integrated tamper switch, 3 LEDs for system status indication on the front cover, one set of 12 floor control board, and two maintenance-free 3 Amp power supplies in the heavy-duty steel enclosure.

It shall be used with any of the proximity readers (26 bit Wiegand or higher) and IDTECK Biometric Products.

Model	Dealer	Minimum MSRP
<b>iTDC-EL Control Board</b>	\$	
<b>iTDC-EL Nema Pack</b>	\$	\$
<b>iTDCSR-EL Nema Pack</b>	\$	\$
<b>TCP-IP LAN Module</b>	\$	\$
<b>LCD module and Program Keypad</b>	\$	\$

\* **Elevator Pro S/W:** Integrated Elevator control & monitor S/W module with ITDC-EL control panel. It runs in corporation of ITDC Pro I or ITDC Pro II.

## **K. INTELLIGENT SINGLE DOOR CONTROL PANEL**

### **STANDALONE / NETWORK CONTROL PANETL**

#### **ICON100 Control Panel Pack**



**ICON100 Door Controller** is a small and medium sized, **intelligent field programmable Standalone / Network single door access control panel** from IDTECK.

It provides an extremely cost-effective and unparalleled powerful integrated access control and facility management solution with **the StarWatch Dual Pro I and StarWatch Dual Pro II S/W**).

**ICON100 Door Controller** shall be installed with controller built-in Finger007 and 505R series of standalone / network products via RS232C/RS422 (CNP200), TCP/IP (Neteye1000 is required), and Dial-up Modem communication.

It has 2 reader inputs for anti-passback, 2 form C-relays, 2 TTL outputs, 4 isolated inputs, and 5 LEDs for system status notification as well as self diagnostic display.

It supports 26 bit Wiegand or higher reader input formats, ABA Track II, and Mifare Smart Card reader inputs.

**Its dynamic memory control** will be able to reallocate the standard 10,000 card holder memory and 7,500 event buffer capacities. .

**ICON100 Nema Pack** has an integrated tamper switch, 3 LEDs for system status indication on the front cover, one single door controller board, and a maintenance-free 3 Amp power supply in the heavy-duty steel enclosure.

**The StarWatch Dual Pro I or Dual Pro II** is an exclusive access control and facility management S/W for **ICON100 Control Panel, Finger007 and 505R**. It provides full access control features with alarm graphic maps, drag and drop alarm icons, as well as 6 multiple language support. It also has a language conversion table menu and can be translated to the customer's language, (Please see the details of StarWatch Dual Pro)

It shall be used with any of the proximity readers (26 bit Wiegand or higher) and IDTECK Biometric Products.

<b>Model</b>	<b>Dealer</b>	<b>Minimum MSRP</b>
<b>ICON100 Board</b>	\$	\$
<b>ICON100SR Board</b>	\$	\$
<b>ICON100 Nema Pack</b>	\$	\$
<b>ICON100SR Nema Pack</b>	\$	\$
<b>* LCD module and Program Keypad</b>	\$	\$

\* **Dual Pro I:** Single PC operational S/W for Finger007 / 505R / Icon100 (Access Database)

\* **Dual Pro II:** Host with multiple client users' S/W for Finger007 / 505R / Icon100 (SQL, MSDE)

# STARWATCH SECURITY CONTROL & MANAGEMENT S/W SERIES

## STARWATCH DUAL PRO I



**StarWatch Dual Pro I** is an exclusive access control and facility management S/W with a **single PC operation** for **Icon100 Control Panel, Finger007 and 505R.**

It provides full access control features with user defined alarm graphic maps, drag and drop alarm icons, as well as multiple languages support (English, Spanish, Chinese, Japanese and Korean). It also has a language conversion table menu and can be translated into the customer's defined language.

### Access Database

Windows 2000 Professional / Server, Windows XP Home / Professional

Model	Dealer	Minimum MSRP
StarWatch Dual Pro I (PC Based)	\$	\$

## STARWATCH DUAL PRO II



**StarWatch Dual Pro II** is an exclusive access control and facility management S/W with **multi users' server / client operation** for **Icon100 Control Panel, Finger007 and 505R.**

It provides full access control features with user define alarm graphic maps, drag and drop alarm icons, as well as multiple languages support (English, Spanish, Chinese, Japanese and Korean). It also has a language conversion table menu and can be translated to the customer's defined language.

### SQL Server 2000 / MSDE

Windows 2000 Professional / Server, Windows XP Professional

Model	Dealer	Minimum MSRP
StarWatch Dual Pro II - (Host S		
StarWatch Dual Pro II CL 1- Single User	\$	\$
StarWatch Dual Pro II CL 5- 5 Users	\$	\$
StarWatch Dual Pro II CL 10- 10 Users	\$	

## STARWATCH ITDC PRO I



**StarWatch ITDC Pro I** is an exclusive access control and facility management S/W with a **single PC operation** for **ITDC 2-4 Door Control Panel**.

It provides full access control features with user defined alarm graphic maps, drag and drop alarm icons, as well as multiple languages support (English, Spanish, Chinese, Japanese and Korean). It also has a language conversion table menu and can be translated into the customer's defined language.

### Access Database

Windows 2000 Professional / Server, Windows XP Home / Professional

Model	Dealer	Minimum MSRP
StarWatch ITDC Pro I (PC Based)	\$	\$

## STARWATCH ITDC PRO II



**StarWatch ITDC Pro II** is an exclusive access control and facility management S/W with **multi users' server / client operation** for **ITDC 2-4 Door Control Panel**.

It provides full access control features with user defined alarm graphic map, drag and drop alarm icons, as well as multiple languages support (English, Spanish, Chinese, Japanese and Korean). It also has a language conversion table menu and can be translated into the customer's defined language.

### SQL Server 2000 / MSDE

Windows 2000 Professional / Server, Windows XP Professional

Model	Dealer	Minimum MSRP
StarWatch ITDC Pro II (Host Server)	\$	\$
StarWatch ITDC Pro II CL 1 – Single User	\$	
StarWatch ITDC Pro II CL 5 – 5 Users		
StarWatch ITDC Pro II CL 10 – 10 Users	\$	

## STARWATCH VIEW PRO



The **StarWatch View Pro** is a CCTV Video Surveillance S/W that integrates seamlessly with access control systems (ITDC Pro I or ITDC Pro II). It is designed to supplement an access control system by providing video images of access and alarm events previously displayed in text type only. **The StarWatch View Pro** leverages a web camera server that transmits video and event data together via TCP/IP, offering the user flexibility on a cost effective basis. . It shall be installed with the StarWatch ITDC Pro I or ITDC Pro II (Dual Pro I or Dual Pro II?) as one of add-on module of the StarWatch Series S/W from IDTECK.

Model	Dealer	Minimum MSRP
StarWatch View Pro	\$	\$

## STARWATCH ELEVATOR PRO



The **StarWatch Elevator Pro** is an elevator control & monitor S/W module with ITDC-EL control panel offering user flexibility on a cost effective basis. It will control 256 floors per loop. Proximity Reader, Finger Biometric Reader, as well as Pin pad reader can be installed with ITDC-EL Control Panel in the elevator. It shall be installed with the StarWatch ITDC Pro I or ITDC Pro II (Dual Pro I or Dual Pro II?) as one of add-on module of the StarWatch Series S/W from IDTECK

Model	Dealer	Minimum MSRP
StarWatch Elevator Pro	\$	\$

## STARWATCH ID BADGE PRO



The **StarWatch ID Badge Pro** is an ID Badge Graphic Design and Photo Die-sublimation printing S/W that will be compatible with common Id badge printers in the market, i.e. Fargo, Eltron and etc. It shall be installed with the StarWatch ITDC Pro I or ITDC Pro II (Dual Pro I or Dual Pro II?) as one of add-on module of the StarWatch Series S/W from IDTECK.

Model	Dealer	Minimum MSRP
StarWatch ID Badge Pro	\$	\$

# DEMO KITS

**P. DEMO KITS:** IDTECK designed these demo kits to gear up for our channel partner's sales promotion and these demo kits would provide our valuable and inquisitive customer's meeting with a perfect H/W and S/W presentation.

## RF Readers (125 KHz Proximity) Demo Kit (KIT-1)



This demo kit contains a full range of IDTECK 125 KHz proximity card readers including the RF10, RF20, RF Tiny, RF30 and RFK101. The Kit also includes an RS232 COM Port, an on/off switch, a sample pack of RF cards and tags, and a power supply with cable. The kit is contained in a black leather travel brief case with lock

Model	Dealer	Minimum MSRP
<b>Kit-1 (RF Readers Demo Kit)</b>	\$	N/A

## 100R Demo Kit



This Demo Kit contains a 100R Prox / Pin pad Standalone control product, a PIN 120 Pin reader as an Exit reader, a Motion Sensor, 2 each of IDC 170, IDC 80 and IDK 50 cards and tags, and a Demo Software CD. The unit also includes accessory lamps, a door contact, an AC input, a RS232 COM port, an exit push button, a power supply and cables. All equipment is contained in a durable black leather travel brief case with lock.

Model	Dealer	Minimum MSRP
<b>Kit-2 (100R Demo Kit)</b>	\$	N/A

## RFL200 Standalone Demo Kit

(KIT-3-1)



This Demo Kit contains an RFL 200 stand-alone 125 KHz proximity card reader, five Key tags, a master card and a power adaptor. All equipment is contained in a durable black leather travel brief case with lock.

Model	Dealer	Minimum MSRP
<b>Kit-3-1 (RFL200 Demo Kit)</b>	\$	N/A

## RFL200C with Interface Board Demo Kit

(KIT-3-2)



This Demo Kit contains 6 - RFL200C 125 KHz proximity card readers with an Interface board (event memory buffer). The Demo kit also includes an AC input, RS232 COM port, power supply, cables and sample proximity cards and tags. Communication Software is included. All equipment is contained in a durable black leather travel brief case with lock.

Model	Dealer	Minimum MSRP
<b>Kit-3-2 (RFL200C Demo Kit)</b>	\$	N/A

## FACE007 Demo Kit

(KIT-4-1)



This demo kit contains a Face007 Standalone unit with 7.5" LCD Monitor, a sample pack of RF cards and tags, and a power supply with cable. The kit is contained in a black leather travel brief case with lock

Model	Dealer	Minimum MSRP
<b>Kit-4-1 (Face007 Demo Kit)</b>	\$	N/A

## FACE006 with ITDC Demo Kit

(KIT-4-2)



This demo kit contains a Face006 with ITDC control panel, 7.5" LCD Monitor, a sample pack of RF cards and tags, and a power supply with cable. The kit is contained in a black leather travel brief case with lock

Model	Dealer	Minimum MSRP
<b>Kit-4-2 (Face006 Demo Kit)</b>	\$	N/A

## PDL 200 (Proximity / PIN Dead Lock) Demo Kit

(KIT-5-1)



This Demo Kit contains a PDL200 standalone 125 KHz proximity / PIN Dead Lock, five Key tags, and a master card. All equipment is contained in a durable black leather travel brief case with lock.

Model	Dealer	Minimum MSRP
<b>Kit-5-1 (PDL200 Demo Kit)</b>	\$	N/A

## PDL210 (Key Pad Dead Lock) Demo Kit

(KIT-5-2)



This Demo Kit contains a PDL210 standalone Key Pad Dead Lock, five Key tags, and a master card. All equipment is contained in a durable black leather travel brief case with lock.

Model	Dealer	Minimum MSRP
<b>Kit-5-2 (PDL210 Demo Kit)</b>	\$	N/A

## PDL300 (Proximity Door Lock) Demo Kit

(KIT-5-3)



This Demo Kit includes a PDL 300 door mounted, battery powered card reader, five 125 KHz IDK50 key tags and eight batteries. All equipment is contained in a durable black leather travel brief case with lock.

Model	Dealer	Minimum MSRP
<b>Kit-5-3 (PDL300 Demo Kit)</b>	\$	N/A

## ICON100 with Proximity Reader Demo Kit

(KIT-6)



This Demo Kit contains an ICON100 standalone / network single door controller with programming keypad and LCD display. It also has a RF-10 prox reader for use as an exit device and anti-passback. The kit contains a magnetic Door Contact, a Buzzer, 2 Lamps, a pack of RF cards and tags and RS232 COM Port with software to demonstrate the unit. All equipment is contained in a durable black leather travel brief case with lock.

Model	Dealer	Minimum MSRP
<b>Kit-6 (Icon100PR Demo Kit)</b>	\$	N/A

## ICON100 with FGR006 Demo Kit

(KIT-7)



Demo Kit contains an ICON100 standalone / network single door controller with 2 FGR006 finger biometric readers for finger registration and verification. The kit contains a magnetic Door Contact, a Buzzer, 2 Lamps, a pack of RF cards and tags and RS232 COM Port with software to demonstrate the unit. All equipment is contained in a durable black leather travel brief case with lock.

Model	Dealer	Minimum MSRP
<b>Kit-7 (Icon100FGR Demo Kit)</b>	\$	N/A

## ICON100 with FGR006SRB & PRG2000B Demo Kit

(KIT-8)



Demo Kit contains ICON100 standalone / network single door controller with a FGR006SRB finger biometric reader, a PRG2000B for finger registration and a SR30SRB as an exit device and anti-passback. The kit contains a magnetic Door Contact, a Buzzer, 2 Lamps, a pack of smart cards and RS232 COM Port with software to demonstrate the unit. All equipment is contained in a durable black leather travel brief case with lock.

Model	Dealer	Minimum MSRP
<b>Kit-8 (Icon100PRG Demo Kit)</b>	\$	N/A

## ICON100SR with Mifare Smart Reader Demo Kit

(KIT-9)



This Demo Kit contains an ICON100 standalone / network single door controller with a SR10. It also has a SRK101 Mifare Pin pad reader for an exit device and anti-passback. The kit contains a magnetic Door Contact, a Buzzer, 2 Lamps, a pack of smart cards and RS232 COM Port with software to demonstrate the unit. All equipment is contained in a durable black leather travel brief case with lock.

Model	Dealer	Minimum MSRP
<b>Kit-9 (Icon100SR Demo Kit)</b>	\$	N/A

ITDC with  
Reader Demo Kit

Proximity

**(KIT-10)**



This Demo Kit contains a standalone / network ITDC 4 door controller set with programming keypad and LCD display. It also has a RF10 prox reader, a FGR006, a Tiny, and a RFK101. The kit contains a magnetic Door Contact, a Buzzer, 3 Lamps, a pack of RF cards and tags and RS232 COM Port with software to demonstrate the unit. All equipment is contained in a durable black leather case.

Model	Dealer	Minimum MSRP
<b>Kit-10 (ITDC PR Demo Kit)</b>	\$	N/A

**ITDC with Mifare**

**Smart Reader Demo Kit**

**(KIT-11)**



This Demo Kit contains a standalone / network ITDC 4 door controller set with programming keypad and LCD display. It also has a SR10, a FGR006SR, a SR30, and a SRK101. The kit contains a magnetic Door Contact, a Buzzer, 3 Lamps, a pack of RF cards and tags and RS232 COM Port with software to demonstrate the unit. All equipment is contained in a durable black leather case.

Model	Dealer	Minimum MSRP
<b>Kit-11 (ITDC SR Demo Kit)</b>	\$	N/A

**505R with Proximity Reader Demo Kit**

**(KIT-12)**



This Demo Kit contains a 505R, controller built-in standalone / network Proximity and Keypad, Access Control Unit. It has an RF10 prox reader for an exit device and anti-passback. The kit contains a magnetic Door Contact, a Buzzer, 2 Lamps, a pack of RF cards and tags and RS232 COM Port with software to demonstrate the 505R unit. All equipment is contained in a durable black leather travel brief case with lock.

Model	Dealer	Minimum MSRP
<b>Kit-12 (505R Demo Kit)</b>	\$	N/A

**FINGER007 Demo Kit**

**(KIT-13)**



This Demo Kit contains a Finger007, controller built-in standalone / network Finger Biometric and Keypad, Access Control Unit. It has an RF10 prox reader for an exit device and anti-passback. The kit contains a magnetic Door Contact, a Buzzer, 2 Lamps, a pack of RF cards and tags and RS232 COM Port with software to demonstrate the unit. All equipment is contained in a durable black leather travel brief case with lock.

Model	Dealer	Minimum MSRP
<b>Kit-13 (Finger007 Demo Kit)</b>	\$	N/A

## FINGER007 & FGR006 Demo Kit

(KIT-14)



This Demo Kit contains a Finger007, controller built-in standalone / network Finger Biometric and Keypad, Access Control Unit. It has a FGR006 Biometric reader for an exit device and anti-passback. The kit contains a magnetic Door Contact, a Buzzer, 2 Lamps, a pack of RF cards and tags and RS232 COM Port with software to demonstrate the unit. All equipment is contained in a durable black leather travel brief case with lock.

Model	Dealer	Minimum MSRP
<b>Kit-14 (Finger007FGR Demo Kit)</b>	\$	N/A

## SR Readers Demo Kit (13.56 MHz Mifare)

(KIT-15)



This demo kit contains a full range of IDTECK 13.56 MHz Mifare Smart card readers including the SR10, SR20, SRK101, and SR30. The Kit also includes an RS232 COM Port, an on/off switch, a sample pack of RF cards and tags, and a power supply with cable. The kit is contained in a black leather travel brief case with lock

Model	Dealer	Minimum MSRP
<b>Kit-15 (SR Reader Demo Kit)</b>		N/A

## FACIAL Recognition SDK Demo Kit

(KIT-16)



The Facial Recognition SDK Demo Kit contains a FRM10K, facial recognition module set, mounted on a wood grained stand together with a small LCD color video screen, CCD camera, a power supply & cable, and a sample pack of RF cards and tags. A developer's protocol manual and a software CD are also contained in a durable black leather travel brief case with lock.

Model	Dealer	Minimum MSRP
<b>Kit-16 (Facial SDK Kit)</b>	\$	N/A

# ACCESSORIES

## A. COMMUNICATION CONVERTERS

### NETEYE 1000-SA TCP/IP TO RS 422 CONVERTER



The NetEye 1000SA is miniaturized modular device providing network connectivity for the RS 422/RS485 compatible IDTeck standalone and single door controller devices. The device supports TCP/IP Kernel and 10 Base-T Ethernet. Available protocols are HTTP, TCP/UDP, IP/ICMP/ARP, and IEEE802.3 (Ethernet) Package includes NetEye set up software with NetEye Search, IP Set up, Built-in Test and results display.

Model	Dealer	Minimum MSRP
<b>NetEye 1000 SA</b>	\$	\$
<b>ILAN422</b> (TCP/IP to RS232/RS422)	\$	\$
<b>ILAN485</b> (TCP/IP to RS232/RS485)	\$	\$

### CNP 200 (RS 232 to RS 422/485 Communication Converter)



The CNP-200A is RS 422 to RS232 signal converter. The unit provides multi-drop or point-to-point communications, and has built in LED to indicate power, transmit and receive.

The unit may be powered from AC voltages from 85V to 250 volts, and has a built in surge protector. The unit may also be powered from a 12 V DC supply and is rated at 500 mA at 12 V DC

Model	Dealer	Minimum MSRP
<b>CNP 200A</b>	\$	\$

### INC 300 (RS232 to RS485 Communication Converter)



Model	Dealer	Minimum MSRP
<b>INC300-A (with Cable)</b>	\$	\$
<b>INC300-B (without Cable)</b>	\$	\$

## B. SECURITY PRODUCT ACCESSORIES

### ID40WA Battery Backed Up Power Supply



The IDA40WA is a Battery Backed Power Supply providing an output of 13V DC at 3.0 A. The input voltage can be either 100 - 120V or 200 - 240V AC, 50/60 Hz.

The power supply has an over voltage and current protection, has a built in battery charger, and provides 2-6 hour battery back up in the event of loss of AC input supply. The unit also has alarm signal outputs for both AC Power Fail and low battery voltage.

Model	Dealer	Minimum MSRP
<b>ID40WA</b> (Power Supply Board)	\$	\$
<b>ID40WA Power Nema Pack</b>	\$	\$

### **EB-800L** (80W x 80H mm) / **EB-800S** (80W x 35H mm)

The Door Release Button with Double Feature (NO/NC)



Model	Dealer	Minimum MSRP
<b>EB-800L</b>	\$	\$
<b>EB-800S</b>	\$	\$

### **EB801** (86W x 86H mm)

The Door Release Button with Double Feature (NO/NC)



Model	Dealer	Minimum MSRP
<b>EB801</b>	\$	\$

### **EKS5**

Emergency KEY Switch



Model	Dealer	Minimum MSRP
<b>EKS5</b>	\$	\$

## Exit Button (NC / NO)

### EB10 / EB20



Model	Dealer	Minimum MSRP
<b>EB10</b>	\$	\$
<b>EB20</b>	\$	\$

### EBG02

Break Glass Fire Emergency Exit Release



Model	Dealer	Minimum MSRP
<b>EBG02</b>	\$	\$

### DCT100

Door Contact (NC / NO)



Model	Dealer	Minimum MSRP
<b>DCT100</b>	\$	\$

### EH9

Electric Hinge



Model	Dealer	Minimum MSRP
<b>EH9</b>	\$	\$

### DC10

Door Cord



Model	Dealer	Minimum MSRP
<b>DC10</b>	\$	\$

### EBG01

Break Glass Fire Emergency Exit Release



Model	Dealer	Minimum MSRP
<b>EBG01</b>	\$	\$

### PIR100

PIR Sensor



Model	Dealer	Minimum MSRP
<b>PIR100</b>	\$	\$

### Necklace



Model	Dealer	Minimum MSRP
<b>Necklace</b>	\$	\$

### IPA100

Power Adapter suitable for Finger007, 505R, 100R and RFL100 / RFL200C, AC100V – 220V, DC12V 1Amp,



Model	Dealer	Minimum MSRP
<b>IPA100</b>	\$	\$

# DOOR LOCK SETS

**C. Electromagnetic Locks**

**IEM180**

Single Door Magnetic Lock (180KG / 400LBS)



Model	Dealer	Minimum MSRP
<b>IEM180</b>	\$	\$

**IEM180D**

Double Door Magnetic Lock (180KG / 400LBS)



Model	Dealer	Minimum MSRP
<b>IEM180D</b>	\$	\$

**IEM280**

Single Door Magnetic Lock (280KG / 620LBS)



Model	Dealer	Minimum MSRP
<b>IEM280</b>	\$	\$

**IEM280D**

Double Door Magnetic Lock (280KG / 620LBS)



Model	Dealer	Minimum MSRP
<b>IEM280D</b>	\$	\$

**IEM280 (LED)**

Single Door Magnetic Lock (280KG / 620LBS)



Model	Dealer	Minimum MSRP
<b>IEM280 (LED)</b>	\$	\$

**IEM280D (LED)**

Double Door Magnetic Lock (280KG / 620LBS)



Model	Dealer	Minimum MSRP
<b>IEM280D (LED)</b>	\$	\$

**IEM280M**

Single Door Magnetic Lock (280KG / 620LBS)



Model	Dealer	Minimum MSRP
<b>IEM280M</b>	\$	\$

**IEM500 (LED)**

Single Door Magnetic Lock (500KG / 1200LBS)



Model	Dealer	Minimum MSRP
<b>IEM500 (LED)</b>	\$	\$

**IEM500D (LED)**

Double Door Magnetic Lock (500KG)



Model	Dealer	Minimum MSRP
<b>IEM500D (LED)</b>	\$	\$

## D. BRACKETS

**IBK600**The Stainless Steel Bracket for Frameless Glass Door, suitable for IEB100 / 200 / 300 / 400 / 500



Model	Dealer	Minimum MSRP
<b>IBK600</b>	\$	\$

**BC700**The Stainless Steel Bracket for Frameless Glass Door, suitable for IEB100 / 200 / 300 / 400



Model	Dealer	Minimum MSRP
<b>IBK700</b>	\$	\$

**IBK180UL**The U Bracket is for Frameless Glass Door, suitable for IEM180 / 180D



Model	Dealer	Minimum MSRP
<b>IBK180UL</b>	\$	\$

**IBK280UL**The U Bracket is for Frameless Glass Door, suitable for IEM280, 280(LED), 280D / 280D (LED)



Model	Dealer	Minimum MSRP
<b>IBK280UL</b>	\$	\$

**IBK180ZL**The ZL Bracket is for Inward Door, suitable for IEM180 / 180D



Model	Dealer	Minimum MSRP
<b>IBK180ZL</b>	\$	\$

**IBK280ZL** The ZL Bracket is for Inward Door, suitable for IEM280 / 280 (LED) / 280D / 280D (LED)



Model	Dealer	Minimum MSRP
<b>IBK280ZL</b>	\$	\$

## E. ELECTRIC BOLT LOCKS

### IEB100

Fail Safe Electric Bolt with Magnetic Feature



Model	Dealer	Minimum MSRP
<b>IEB100</b>	\$	\$

### IEB200

Fail Safe Electric Bolt with Time relay (0, 3, 6, 9 /sec) and Monitoring LED



Model	Dealer	Minimum MSRP
<b>IEB200</b>	\$	\$

### IEB300

Fail Safe Electric Bolt with built-in Magnetic Sensor and Time relay (0, 2, 5, 7, 9 /sec)



Model	Dealer	Minimum MSRP
<b>IEB300</b>	\$	\$

### IEB400

Fail Safe Electric Bolt is Special for Auto Door, Time relay (0, 2, 5, 7, 9 /sec)



Model	Dealer	Minimum MSRP
<b>IEB400</b>		\$

### IEB500

Fail Safe Electric Bolt with built-in adjustable Ball Sensor and Time relay (0, 3, 6, 9 /sec)



Model	Dealer	Minimum MSRP
<b>IEB500</b>	\$	\$

**F. ELECTRIC STRIKERS**

**IES130**

NO/NC Standard Electric Strike



Model	Dealer	Minimum MSRP
<b>IES130</b>	\$	\$

**IES131**

NO/NC Short Type Electric Strike



Model	Dealer	Minimum MSRP
<b>IES131</b>	\$	\$

**IES132**

NO/NC Long Type Electric Strike



Model	Dealer	Minimum MSRP
<b>IES132</b>	\$	\$

**IES133**

NC Fail Safe Electric Strike is Suitable for Glass Door



Model	Dealer	Minimum MSRP
<b>IES133</b>	\$	\$

**EDM105 (Fail Safe) / EDM103 (Fail Secure)**



Model	Dealer	Minimum MSRP
<b>EDM 105</b>	\$	\$
<b>EDM 103</b>	\$	\$





1433 E. Borchard Ave., Santa Ana, CA 92705  
Tel (714) 550-9278 (800) 914-2151 Fax (714) 550-9672  
[www.alfatechno.com](http://www.alfatechno.com)